

# HAND TOOLS

## and Specialty Products for the Water, Sewer & Drain Industry

- ▶ Service Box Wrenches
- ▶ Service Box Accessories
- ▶ Combo Wrenches & Accessories
- ▶ Service & Valve Box Cleaners
- ▶ Gate Valve Wrenches & Accessories
- ▶ Gate Valve Tools & Accessories
- ▶ Valve Box Tools & Accessories
- ▶ Hydrant Markers & Tools
- ▶ Waterworks Tools
- ▶ Manhole Related Products



A dynamic background featuring a vertical splash of water on the right side, with numerous water droplets and bubbles scattered throughout the frame, creating a sense of motion and freshness.

**TEAM**  
**NCT**  
NEW CONCEPT TOOLS

## About New Concept Tools



*Quality Water Products facility in South Barre, Massachusetts, home of New Concept Tools*

**NEW CONCEPT TOOLS** was started by Harry Prescott in 1978 in a small workshop located in the rural town of South Barre, Massachusetts. Harry had been active in the waterworks business beginning at a very young age, following in the footsteps of his father Harry R. Prescott who began the waterworks supply company H.R. Prescott & Sons in West Boylston, Mass in 1914. Harry felt the industry was lacking in good quality hand tools. He started out by making improvements to the design of existing tools so that they would be safer and easier to use. As time went on Harry saw that there was a need for other tools that would make performing everyday tasks easier and more efficient all the while making safety a top priority.

Today, New Concept Tools are still being designed and built by people with decades of experience in various utility fields. All of our products are time-tested and field-tested and will stand up to the toughest jobs. We won't sell a tool or specialty product until we're sure it will perform beyond our customers' expectations. We have been designing and manufacturing tools since 1978.

We are constantly adding new tools to our line and improving established products based on comments we receive from users. Many products are redesigned versions of tools that have been in use for years. We improved the way they work and made them tougher by using heavy-duty materials such as Schedule 80 pipe, solid steel stock or ductile iron instead of lightweight tubular steel or cast iron as many others do. Although our products are made using improved designs and stronger materials, they are competitively priced.

We think you will agree that this is the finest line of waterworks hand tools and specialty products available. **WE GUARANTEE OUR PRODUCTS AND YOUR SATISFACTION.** All products sold by New Concept Tools are guaranteed to be free from defects in materials and workmanship for a period of one year from date of sale, provided such products are used properly and for their intended purpose.

In this catalog we have more than 200 different products that will help you work more efficiently, reduce your frustration and save you money.

Visit us at [www.NewConceptTools.com](http://www.NewConceptTools.com)

# Table of Contents

## SERVICE BOX WRENCHES

18" T Handle Service Box Wrench Pent End	6
18" T Handle Service Box Wrench 2-Hole End	6
18" T Handle Service Box Wrench Rod End	7
18" T Handle Service Box Wrench Curb End	7
Rod x Pent x 2-Hole on Handle	8
Rod x Pent x 2-Hole on Handle w/Debris Cleaner	8
Rod x Pent SB Wrench with Extended Shaft	9
Rod x 2-Hole SB Wrench with Extended Shaft	9
Curb x Pent SB Wrench with Extended Shaft	10
18" T-Handle SB Wrench Pent with Curb Kicker	10
Rod x Pent Slide Handle Service Box Wrenches	11
Curb x Pent Slide Handle Service Box Wrenches	11
Rod x 2-Hole Slide Handle Service Box Wrenches	12
Point x Chisel Combo Key with Slotted Pent	12
Telescopic Curb Wrench	13
16" Service Box Cross Wrench	14
Service Box Wrench Ends	14
2½" Service Box Adjusting Tool, Screw Type	14

## SERVICE BOX ACCESSORIES

Centering Rod Adapter for 2½" Service Box	16
Telescoping Top Riser for 2½" Service Box	16
Service Box Extensions	17
High Security Service Box Extractor	18
High Security Service Box Locking Device	18

## COMBO WRENCHES

Combination Valve & Curb Key Set	20
All-In-One Combo Key	21

## BOX CLEANERS

Heavy Duty Service and Valve Box Cleaners	23
Valve & Service Box Cleaner Spoons	24
Valve & Service Box Cleaner Diagram(s)	25
1" Service Box Cleaning Auger	26
2½" Service Box Cleaning Auger	26

## GATE VALVE WRENCHES

Ratchet Gate Wrench (Aluminum or Steel)	28
Ratchet Gate Handle (Aluminum or Steel)	28
Aluminum Ratchet Gate Handle Diagram(s)	29
Steel Ratchet Gate Handle Diagram(s)	29
Straight Handle Telescopic Gate Wrenches	30
Folding Handle Telescopic Gate Wrenches	30
Standard Gate Wrenches	31
Gate Wrench Extension Stems	31
Gate Stem Extension Bottom and Top Nut	32
Gate Wrench End (only)	32
Open Direction Plate	32

## GATE VALVE TOOLS

Broken Nut Valve Wrench	34
Rounded Nut Grabber (R.N.G.)	35-36
2" Socket Ratchet Wrench	37

Valve Setter	37
Box Seat	38
Handwheel For 2" Square Operating Nut	38

## VALVE BOX TOOLS

Valve Box Top Lifter	40
Valve Box Cover Die Bar	40
22" Valve Box Cover Tongs	40

## HYDRANT MARKERS & TOOLS

Galvanized Spring Flags with Reflective Bands	42
4" x 5" Replacement Flag	42
Safety Orange Hydrant Marker	43
Universal Flag Kit	43
Hydrant Setter	44
"Out of Service" Fire Hydrant Sign	44
16" Adjustable Hydrant Wrench	45

## WATERWORKS TOOLS

¾"-1" Service Line Puller Kit	47
¾"-1" Service Line Puller Kit Instructions	48
¾"-1" Service Line Puller Kit Diagram	48
1¼"-2" Service Line Puller Kit	49
1¼"-2" Service Line Puller Kit Instructions	50
1¼"-2" Service Line Puller Kit Diagram	50
¾" - 2" Service Line Puller Kit	51
Deep Well Sockets with ½" Drive	52
½" Drive Adjustable Torque Wrench	53
Combo Flare & Rerounding Tool	54
3-pc Line-Up Pry Bar Set	55
12" Rolling Head Pry Bar	55
Cast Iron Pipe Bursting Wedge	56
NPT Corporation Cleaners	56
Meter Box Wrench	57
Hand Pentagon Wrench	57
Corporation E-Z Out	57
No. 1 & 2 Meter Lid Wrenches	58
5 ft. Tamping Bar	59
Pipe Cleaner/Descaler	59
48" Fiberglass Tile Probe	60
48" Steel Tile Probe	60

## MANHOLE RELATED PRODUCTS

Loop Handle MH Cover Hooks	62
Chisel & Hammer Handle MH Cover Hooks	62
Manhole/Catch Basin Setter Sling	63
Catch Basin Grate Sling	63
Precast Concrete Manhole Barrel Sling	64
Alphabetical Index	65-67
Terms & Conditions	68
Quality Water Products	69-70
Pipe O.D. Chart	71
Poster	Insert

## Tool Safety

### Some basic tips when using hand tools

- Always provide training on how to choose the right tool for the job, how to correctly use each tool, and how to identify when tools need repair.
- Select the right tool for the job. Substitutes increase the chance of having an accident.
- Use tools designed to allow wrist to stay straight. Avoid using hand tools with your wrist bent.
- Ensure that employees are properly trained in the safe use of hand tools.
- Use good quality tools.
- Keep tools in good condition at all times.
- Inspect tools for defects before use. Replace or repair defective tools.
- Keep cutting tools sharp and cover sharp edges with suitable covering to protect the tool and to prevent injuries from unintended contact.
- Replace cracked, splintered, or broken handles on files, hammers, screwdrivers, or sledges.
- Ensure that the handles of tools like hammers and axes fit tightly into the head of the tool.
- Replace worn jaws on wrenches, pipe tools and pliers.
- Redress burred or mushroomed heads of striking tools.
- Pull on a wrench or pliers. Never push unless you hold the tool with your palm open.
- Point sharp tools (e.g., saws, chisels, knives) laying on benches away from aisles and handles should not extend over the edge of the bench top.
- Maintain tools carefully. Keep them clean and dry. Store them properly after each use.
- Carry tools in a sturdy tool box to and from the worksite.
- Wear safety glasses, goggles, or face shield, and well-fitting gloves appropriate for the hazards to which you may be exposed when doing various tasks.
- Keep the work environment clean and tidy to avoid clutter which may cause accidents.
- Use a heavy belt or apron and hang tools at your sides, not behind your back.



### What should I avoid?

- Do not use tools for jobs they are not intended to do. For example, do not use a slot screw driver as a chisel, pry bar, wedge or punch or wrenches as hammers.
- Do not apply excessive force or pressure on tools.
- Do not cut towards yourself when using cutting tools.
- Do not hold the stock in the palm of your hand when using a cutting tool or a screwdriver.
- Do not wear bulky gloves to operate hand tools.
- Do not throw tools. Hand them, handle first, directly to other workers.
- Do not carry tools in a way that interferes with using both hands on a ladder, while climbing on a structure, or when doing any hazardous work. If working on a ladder or scaffold, tools should be raised and lowered using a bucket and hand line.
- Do not carry a sharp tool in your pocket.

### General Safety Precautions


Employees who use hand and power tools and who are exposed to the hazards of falling, flying, abrasive and splashing objects, or exposed to harmful dusts, fumes, mists, vapors, or gases must be provided with the particular personal equipment necessary to protect them from the hazard.

All hazards involved in the use of hand and power tools can be prevented by following five basic safety rules:

- Keep all tools in good condition with regular maintenance.
- Use the right tool for the job.
- Examine each tool for damage before use.
- Operate according to the manufacturer's instructions.
- Provide and use the proper protective equipment.

# SERVICE BOX WRENCHES

- ▶ Wrenches
- ▶ Accessories



## SERVICE BOX WRENCHES

# 18" T Handle Service Box Wrenches

### Pent End

The T-handle service box wrench (pentagon end style) is used to remove the plug from plug-type service box covers.



### 2-Hole End

This T-Handle service box wrench (two-hole end style) is designed to easily remove 2-hole service box covers.




PRODUCT DESCRIPTION	LENGTH	WT.	PART NO.
18" T Handle Service Box Wrench Pent End	2 ft.	5 lbs.	63188 3
18" T Handle Service Box Wrench Pent End	3 ft.	6 lbs.	63189
18" T Handle Service Box Wrench Pent End	4 ft.	7 lbs.	63196
18" T Handle Service Box Wrench Pent End	5 ft.	8 lbs.	63200 2
18" T Handle Service Box Wrench Pent End	6 ft.	10 lbs.	63203
18" T-Handle Service Box Wrench 2-Hole End	2 ft.	7 lbs.	63188 6
18" T-Handle Service Box Wrench 2-Hole End	3 ft.	7 lbs.	63189 6
18" T-Handle Service Box Wrench 2-Hole End	4 ft.	8 lbs.	63197 1

## SERVICE BOX WRENCHES

# 18" T Handle Service Box Wrenches


### Rod End

The T-handle service box wrench (rod end style) is designed to fit the service box rod and is used to open or close the service valve.



### Curb End

The curb end T-handle service box wrench fits on the T-head of the service valve for opening/closing the valve in 1 1/4" & 2 1/2" Buffalo style service boxes.



PRODUCT DESCRIPTION	LENGTH	WT.	PART NO.
18" T Handle Service Box Wrench Rod End	3 ft.	6 lbs.	63189 5
18" T Handle Service Box Wrench Rod End	4 ft.	7 lbs.	63197
18" T Handle Service Box Wrench Rod End	5 ft.	8 lbs.	63202 1
18" T Handle Service Box Wrench Rod End	6 ft.	10 lbs.	63203 3
18" T Handle Service Box Wrench Rod End	7 ft.	12 lbs.	63204 4
18" T Handle Service Box Wrench Rod End	8 ft.	14 lbs.	63205
18" T Handle Service Box Wrenches Curb End	4 ft.	8 lbs.	63197 2
18" T Handle Service Box Wrenches Curb End	5 ft.	9 lbs.	63200 1
18" T Handle Service Box Wrenches Curb End	6 ft.	11 lbs.	63203 2
18" T Handle Service Box Wrenches Curb End	7 ft.	12 lbs.	63204 3
18" T Handle Service Box Wrenches Curb End	8 ft.	14 lbs.	63205 6
18" T Handle Service Box Wrenches Curb End	10 ft.	16 lbs.	63205 2
18" T Handle Service Box Wrenches Curb End	12 ft.	19 lbs.	63205 3



## SERVICE BOX WRENCHES

# Rod End SBWs with Pent x 2-Hole on Handle

### Rod x Pent x 2-Hole on Handle

This wrench has a rod end on the shaft for opening/closing service valves; a pent end and a two-hole end on the wrench's handle are used for removing either plug-type or 2-hole service box covers.

### Rod x Pent x 2-Hole on Handle w/Debris Cleaner

This wrench has a rod end on the shaft for opening and closing the service valve. The handle has a pent end and 2-hole end for removing either type of service box covers plus a debris cleaner to clean around the plug on plug-type service box covers.




PRODUCT DESCRIPTION	LENGTH	WT.	PART NO.
Rod x Pent x 2-Hole on Handle	2 ft.	7 lbs.	63188 1
Rod x Pent x 2-Hole on Handle	3 ft.	8 lbs.	63190
Rod x Pent x 2-Hole on Handle	4 ft.	9 lbs.	63193
Rod x Pent x 2-Hole on Handle	5 ft.	11 lbs.	63202 2
Rod x Pent x 2-Hole on Handle	6 ft.	14 lbs.	63203 1
Rod x Pent x 2-Hole on Handle	7 ft.	17 lbs.	63204 1
Rod x Pent x 2-Hole on Handle	8 ft.	21 lbs.	63205 1
Rod x Pent x 2-Hole on Handle w/Debris Cleaner	4 ft.	11 lbs.	63194 1
Rod x Pent x 2-Hole on Handle w/Debris Cleaner	5 ft.	14 lbs.	63199
Rod x Pent x 2-Hole on Handle w/Debris Cleaner	6 ft.	17 lbs.	63203 7

## SERVICE BOX WRENCHES

### SBWs with Extended Shaft

#### Rod x Pent with Extended Shaft

One end fits the service box rod and opens/closes the service valve. The other end removes the pentagon plug from plug-style service box covers.



#### Rod x 2-Hole with Extended Shaft

One end fits the service box rod; use it to open/close the service valve. The other end removes 2-hole service box covers.



PRODUCT DESCRIPTION	LENGTH	WT.	PART NO.
Rod X Pent SB Wrench with Extended Shaft	4 ft.	11 lbs.	63193 2
Rod X Pent SB Wrench with Extended Shaft	5 ft.	14 lbs.	63202 3
Rod X Pent SB Wrench with Extended Shaft	6 ft.	17 lbs.	63203 4
Rod x 2-Hole SB Wrench with Extended Shaft	4 ft.	11 lbs.	63193 2H
Rod x 2-Hole SB Wrench with Extended Shaft	5 ft.	14 lbs.	63202 3H
Rod x 2-Hole SB Wrench with Extended Shaft	6 ft.	17 lbs.	63203 4H

## SERVICE BOX WRENCHES

### SBWs with Extended Shaft

#### Curb x Pent with Extended Shaft

The curb end of the wrench is used to open or close the valve without a rod; the pent end removes the plug from plug-type service box covers. Designed for 1¼" & 2½" Buffalo style service boxes.



#### 18" T-Handle Pent with Curb Kicker

This handy wrench has a sliding cover lock which eliminates the common problem in plug-style service box covers; the cover un-screws while attempting to remove a stubborn pent plug. The slotted curb kicker holds the cover in place while the pent nut is unscrewed. This ruggedly built wrench comes in 3 ft. and 4 ft. lengths. Other lengths can be ordered.



PRODUCT DESCRIPTION	LENGTH	WT.	PART NO.
Curb x Pent SB Wrench with Extended Shaft	4 ft.	11 lbs.	63193 2C
Curb x Pent SB Wrench with Extended Shaft	5 ft.	14 lbs.	63202 3C
Curb x Pent SB Wrench with Extended Shaft	6 ft.	17 lbs.	63203 4C
18" T-Handle SB Wrench Pent with Curb Kicker	3 ft.	14 lbs.	63189 CK
18" T-Handle SB Wrench Pent with Curb Kicker	4 ft.	16 lbs.	63196 CK

## SERVICE BOX WRENCHES

# Slide Handle Service Box Wrenches


### Rod x Pent

The Slide Handle makes this wrench more versatile than one piece wrenches where the handle is fixed on one end or the other. The Rod end fits the service box rod and is used to open or close the service valve. The Pent end is used to remove the plug from plug-type service box covers.



### Curb x Pent

The Slide Handle makes this wrench more versatile than one piece wrenches where the handle is fixed on one end or the other. The Pent end is used to remove the plug from plug-type service box covers. The Curb end opens or closes the service valve without the use of a rod. Designed to work with 1 1/4" & 2 1/2" Buffalo style service boxes.



PRODUCT DESCRIPTION	LENGTH	WT.	PART NO.
Rod x Pent Slide Handle Service Box Wrenches	4 ft.	10 lbs.	63192
Rod x Pent Slide Handle Service Box Wrenches	5 ft.	11 lbs.	63200
Rod x Pent Slide Handle Service Box Wrenches	6 ft.	12 lbs.	63195
Rod x Pent Slide Handle Service Box Wrenches	7 ft.	13 lbs.	63204 2
Curb x Pent Slide Handle Service Box Wrenches	6 ft.	17 lbs.	63203 5
Curb x Pent Slide Handle Service Box Wrenches	7 ft.	23 lbs.	63204 6
Curb x Pent Slide Handle Service Box Wrenches	8 ft.	24 lbs.	63204 9

## SERVICE BOX WRENCHES

# Slide Handle & Miscellaneous SBWs

### Rod x 2-Hole

The Slide Handle makes this wrench more versatile than one piece wrenches where the handle is fixed on one end or the other. The Rod end fits the service box rod and is used to open or close the service valve. The 2-hole end is used to remove 2-hole service box covers.



### Point x Chisel Combo Key with Slotted Pent

This combination wrench has a slotted pentagon nut on the shaft, which gives it the ability to remove the pent nut from plug-style covers and to turn the service box rod to open or close the service valve. The handle has a pick point on one end and a chisel end on the other for removing debris and for prying.



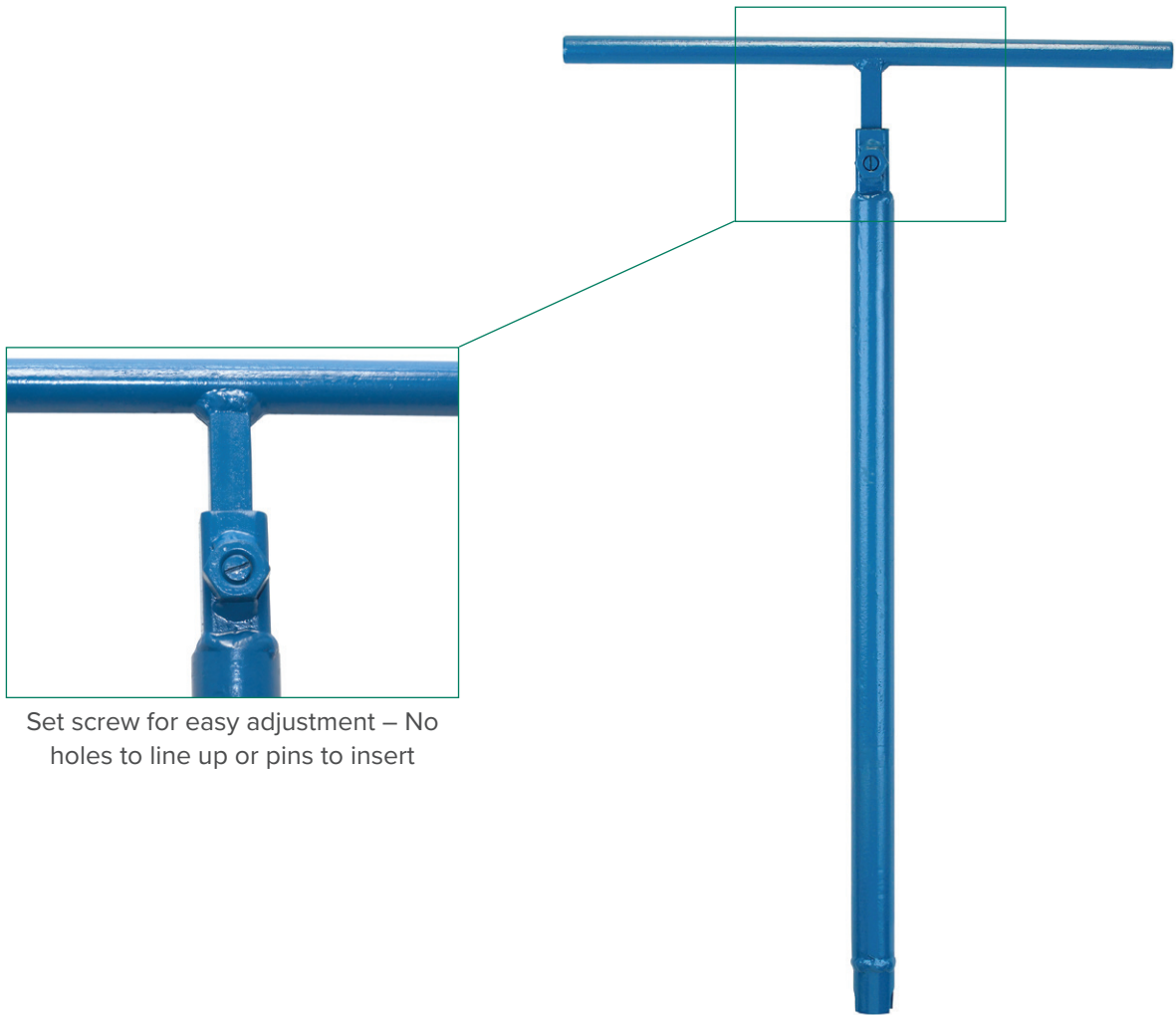
PRODUCT DESCRIPTION	LENGTH	WT.	PART NO.
Rod x 2-Hole Slide Handle Service Box Wrenches	17 in.	3 lbs.	63204 8
Rod x 2-Hole Slide Handle Service Box Wrenches	4 ft.	4 lbs.	63198
Rod x 2-Hole Slide Handle Service Box Wrenches	5 ft.	5 lbs.	63200 4
Rod x 2-Hole Slide Handle Service Box Wrenches	6 ft.	6 lbs.	63201
Rod x 2-Hole Slide Handle Service Box Wrenches	7 ft.	7 lbs.	63204 5
Point x Chisel Combo Key with Slotted Pent	18 in.	5 lbs.	63212 3
Point x Chisel Combo Key with Slotted Pent	24 in.	6 lbs.	63212 4
Point x Chisel Combo Key with Slotted Pent	36 in.	8 lbs.	63212 5
Point x Chisel Combo Key with Slotted Pent	48 in.	11 lbs.	63212 6

**SERVICE BOX WRENCHES**

**Telescopic Curb Wrench**

Telescopic Curb Wrench

The telescoping curb wrench adjusts to the job at hand. The wrench is designed for Buffalo style service boxes; the curb end fits on the T-head of the service valve. Two adjustable lengths: 4'-8' and 6'-10'. Use the set screw for easy adjustment with no holes or pins to align.



Set screw for easy adjustment – No holes to line up or pins to insert

5/8" Slot

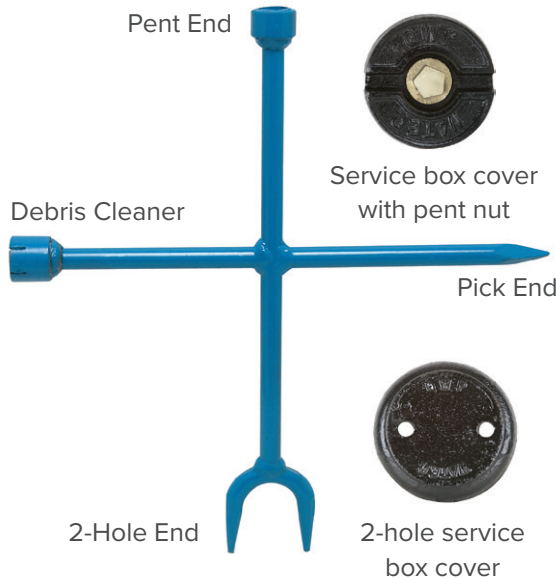
PRODUCT DESCRIPTION	LENGTH	WT.	PART NO.
Telescopic Curb Wrench	4-8 ft.	14 lbs.	63203 6
Telescopic Curb Wrench	6-10 ft.	17 lbs.	63203 8

## SERVICE BOX WRENCHES

# Service Box Wrenches

### 16" Service Box Cross Wrench

Get four service box tools in one with this handy, all-purpose cross wrench. Similar in design to an automotive lug style wrench, the cross wrench features a pentagon end; a two-hole end; a pick end for prying; and a debris cleaner end for removing dirt or ice from around the pentagon nut.



### 2½" Service Box Adjusting Tool, Screw Type

The 2½" service box adjusting tool (screw type) is designed to adjust the length of 2½" Buffalo style service boxes. The 4' long wrench is simple and easy to use, with a wide T-handle grip to ensure maximum leverage. Simply place the wrench end into the service box opening, then turn the wrench to make the necessary adjustment.



### Service Box Wrench Ends

These stand-alone service box wrench two-hole end/slotted pentagon end/rod end/curb end are designed for use with for 1¼" & 2½" Buffalo style service boxes only. Approx. 2" x 2", weighing less than 1 lb. each.



2-Hole End



27/32" Slotted  
Pent End



3/8" Rod End



5/8" Curb End

PRODUCT DESCRIPTION	LENGTH	WT.	PART NO.
Service Box Cross Wrench	16 in.	4 lbs.	63188 7
2 ½" Service Box Adjusting Tool, Screw Type	4 ft.	21 lbs.	63206
2-Hole Service Box Wrench End		< 1 lb.	63210
Slotted Combo Pent Service Box Wrench End		< 1 lb.	63207 15
Rod Service Box Wrench End		< 1 lb.	63204
Curb Service Box Wrench End		< 1 lb.	63207 3

# SERVICE BOX ACCESSORIES

- ▶ Rods & Risers
- ▶ SB Extensions
- ▶ Tools



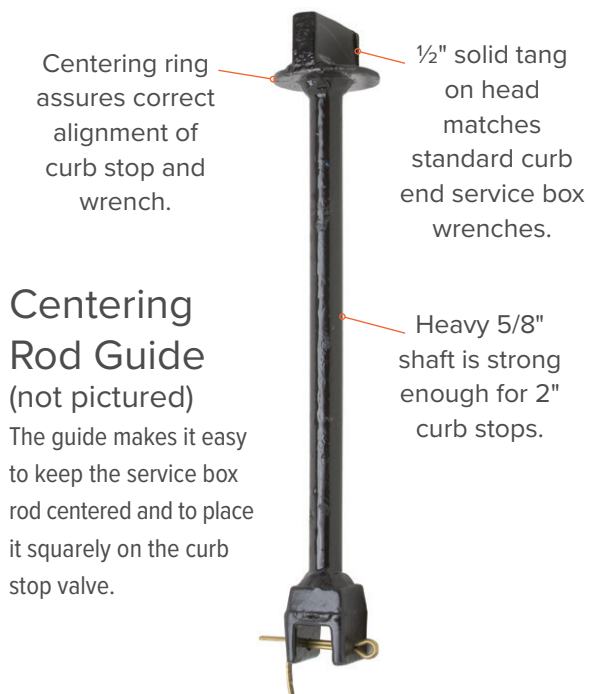


## SERVICE BOX ACCESSORIES

### Rods & Risers

#### Centering Rod Adapter for 2½" Service Box

Use the centering rod adapter ensures proper alignment of the curb stop, service box rod and curb box wrench in Buffalo style service boxes. Designed to fit all curb stops and is available in 5 lengths from 6" to 48". Built with a heavy-duty 5/8" shaft, making it strong enough for use with 2" curb stops. The adapter is used to make sure that the curb stop remains upright in the curb box, and you'll always be able to get your wrench onto the ½" solid tang.



#### Telescoping Top Riser for 2½" Service Box

- Fits existing slide or screw-type boxes by simply breaking off the pentagon bolt-tab.
- Has an adjustment height of 1" (minimum) to 12" or 24" (maximum).
- The top of the riser is offset to prevent it from turning while the pentagon stud is removed.
- Cover with standard pentagon head bolt is furnished.
- Furnished with Dirt Shield.



#### Dirt Shield (only)

Keep dirt from messing up your installation of a telescoping top riser with this 5" circular dirt shield. The shield goes on the riser and prevents dirt from falling into the service box. Dirt shield is included with the purchase of telescoping top riser(s).

PRODUCT DESCRIPTION	LENGTH	WT.	PART NO.
Centering Rod Adapter for 2 ½" Service Box	6 in.	2 lbs.	45349 2
Centering Rod Adapter for 2 ½" Service Box	12 in.	2 lbs.	45349 1
Centering Rod Adapter for 2 ½" Service Box	24 in.	5 lbs.	45349 3
Centering Rod Adapter for 2 ½" Service Box	36 in.	9 lbs.	45349 4
Centering Rod Adapter for 2 ½" Service Box	48 in.	14 lbs.	45350
Centering Rod Guide	1 in.	1 lbs.	45349
Telescoping Top Riser for 2 ½" Service Box	12 in.	8 lbs.	45345
Telescoping Top Riser for 2 ½" Service Box	24 in.	14 lbs.	45345 3
Dirt Shield (only)	5 in.	1 lbs.	45345 1

\* Stock size, zinc plated

## SERVICE BOX ACCESSORIES

# Service Box Extensions

### Service Box Extensions

Our service box extensions are made from Schedule 40 pipe and are used to increase the height of an existing service box or to accommodate greater depth in a new installation. The service box extension is installed by removing the existing cover and sliding the extension over the top of the box pipe. The extension is adjusted to the desired height and the set screw(s) are tightened to lock it in place before replacing the cover. Extensions are made in lengths from 3" to 24".



5/16" hardened, square head, cup point set screws for extra holding power and adjustability

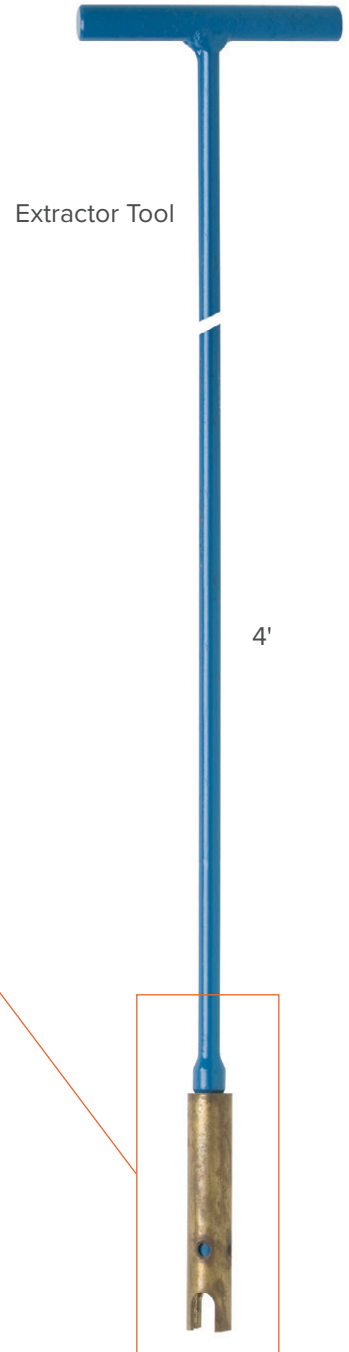
PRODUCT DESCRIPTION	LENGTH	WT.	PART NO.
1" Service Box Extension with 1 Set Screw	3 in.	1 lbs.	45594
1" Service Box Extension with 1 Set Screw	6 in.	1 lbs.	45595
1" Service Box Extension with 1 Set Screw	9 in.	2 lbs.	45597
1" Service Box Extension with 1 Set Screw	12 in.	3 lbs.	45600
1" Service Box Extension with 1 Set Screw	18 in.	4 lbs.	45605
1" Service Box Extension with 1 Set Screw	24 in.	8 lbs.	45610
1" Service Box Extension with 2 Set Screws	3 in.	1 lbs.	45594 2
1" Service Box Extension with 2 Set Screws	6 in.	1 lbs.	45595 2
1" Service Box Extension with 2 Set Screws	9 in.	2 lbs.	45597 2
1" Service Box Extension with 2 Set Screws	12 in.	3 lbs.	45600 2
1" Service Box Extension with 2 Set Screws	18 in.	4 lbs.	45605 2
1" Service Box Extension with 2 Set Screws	24 in.	8 lbs.	45610 2
1" Service Box Extension with 3 Set Screws	3 in.	1 lbs.	45594 3
1" Service Box Extension with 3 Set Screws	6 in.	1 lbs.	45595 3
1" Service Box Extension with 3 Set Screws	9 in.	2 lbs.	45597 3
1" Service Box Extension with 3 Set Screws	12 in.	3 lbs.	45600 3
1" Service Box Extension with 3 Set Screws	18 in.	4 lbs.	45605 3
1" Service Box Extension with 3 Set Screws	24 in.	8 lbs.	45610 3
1 1/4" Service Box Extension with 2 Set Screws	3 in.	1 lbs.	45620
1 1/4" Service Box Extension with 2 Set Screws	6 in.	1 lbs.	45620 1
1 1/4" Service Box Extension with 2 Set Screws	9 in.	2 lbs.	45620 2
1 1/4" Service Box Extension with 2 Set Screws	12 in.	3 lbs.	45620 3
1 1/4" Service Box Extension with 2 Set Screws	18 in.	4 lbs.	45620 4
1 1/4" Service Box Extension with 2 Set Screws	24 in.	8 lbs.	45620 5

## SERVICE BOX ACCESSORIES

# Service Box Tools

### High Security Service Box Extractor

The New Concept Tools extractor tool is designed to easily extract the high-security bronze lock from service valves when the lock is no longer needed. Once the lock is positioned, it can only be removed with this specially designed tool. Powder coated for durability. To operate the valve with lock in place, or to remove the lock so the valve can be operated separately, just place the extractor into the service box and insert it into the locking device, rotate until the spring pin attachment snaps into place. Extractor weighs 2 lbs; lock sold separately.



### High Security Service Box Locking Device

Sometimes, a service valve needs to be opened or closed – and stay locked in that position, no exceptions! Your crew needs a trustworthy locking device, and New Concept Tools has designed the best one on the market. The bronze lock is designed for both durability and security: bronze does not rust, so it will stand the test of time, and it is non-ferrous, so the lock can't be removed or tampered with magnets. Components snap together using spring pins for easy assembly and transport. Designed for use with the extraction tool (sold separately).



PRODUCT DESCRIPTION	LENGTH	WT.	PART NO.
High Security Service Box Extractor	30 in.	2 lbs.	63278 1
High Security Service Box Locking Device	4 in.	1 lbs.	63278

# COMBO WRENCHES & ACCESSORIES

---

- ▶ Combination Valve & Curb Key Set
- ▶ All-In-One Combo Key



## COMBO WRENCHES & ACCESSORIES

# Combination Valve & Curb Key Set

Carry this convenient, versatile Combination Valve & Curb Key Set in your vehicle and you'll always be ready to operate any service or gate valve. The set is designed to replace multiple waterworks wrenches in one handy package. It's also easy to transport, with all components neatly stored in a heavy-duty roll-up canvas bag.

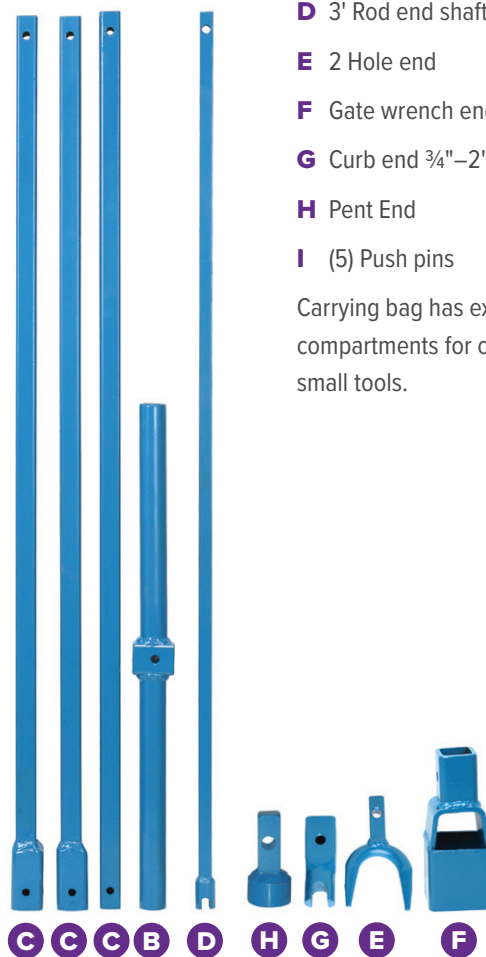
**INCLUDES:**

- A** Carrying bag
- B** 2' Handle w/debris cleaner
- C** (3) 3' Extension shafts
- D** 3' Rod end shaft
- E** 2 Hole end
- F** Gate wrench end
- G** Curb end ¾"-2"
- H** Pent End
- I** (5) Push pins

Carrying bag has extra compartments for other small tools.



Complete Assembly



PRODUCT DESCRIPTION	LENGTH	WT.	PART NO.
Combination Valve & Curb Key Set	44 in	30 lbs	63212

## COMBO WRENCHES & ACCESSORIES

# All-In-One Combo Key

### The Swiss Army Knife of the Waterworks Industry

The Combo Key set combines six (6) waterworks service and valve box keys and wrenches into one lightweight assembly (approx. 23 lbs.). Its compact design makes it easy to store. The gate valve wrench and curb box key utilize a 4 ft. to 7 ft. telescoping shaft. All components slide together and lock in place with locking pins.



**INCLUDES:**

- A** 1¼" x 41" Main shaft (with attached [J] pentagon end)
- B** 1" x 40" Extension shaft
- C** 1" x 22" Handle
- D** 5/8" x 37" Rod end shaft
- E** 2-Hole cover end
- F** 2" Gate valve end with 2-way swivel
- G** Curb end
- H** Adjustable hydrant wrench end
- I** (5) Push pins
- J** Pentagon end

Complete Assembly

Telescopic Shafts Separated

PRODUCT DESCRIPTION	LENGTH	WT.	PART NO.
All-In-One Combo Key	51 in	28 lbs	63212 2



# HEAVY DUTY SERVICE & VALVE BOX CLEANERS

- ▶ Heavy Duty Service & Valve Box Cleaners
- ▶ Cleaner Spoons
- ▶ Cleaning Augers

## SERVICE & VALVE BOX CLEANERS


# Heavy Duty Service & Valve Box Cleaners

### Service & Valve Box Cleaner Standard & Cleaner Clam

The standard cleaner and clam shell cleaner assembly includes the handle, shaft, and standard cleaning spoon/clam style spoon. Steel components are powder-coated for durability and corrosion resistance, with all-welded construction for superior strength. Rubber-coated handles offer secure grip. Convenient interchangeable design allows you to use other cleaning spoons with the cleaner handle and extension shafts.



Box Cleaner Clam



Valve and Service Box Cleaner Handle Assembly

### Cleaner Handle Assembly

This interchangeable and versatile cleaner handle assembly works with all of our heavy duty service and valve box cleaners and extension shafts. See separate listings for the interchangeable cleaning spoons and extension shafts. The cleaner handle assembly and all associated parts feature powder coating for corrosion resistance, rubber-coated handles for superior grip, and all welded construction for dependability.



Service & Valve Box Cleaner Standard

PRODUCT DESCRIPTION	LENGTH	WT.	PART NO.
Service & Valve Box Cleaner Standard	6 ft.	13 lbs.	63315SB
Service & Valve Box Cleaner Standard	7 ft.	14 lbs.	63315 1SB
Service & Valve Box Cleaner Standard	8 ft.	15 lbs.	63315 2SB
Service & Valve Box Cleaner Standard	10 ft.	19 lbs.	63315 10SB
Service & Valve Box Cleaner Standard	12 ft.	25 lbs.	63315 12SB
Service & Valve Box Cleaner Clam	6 ft.	13 lbs.	63318 1CS
Service & Valve Box Cleaner Clam	7 ft.	14 lbs.	63316 1CS
Service & Valve Box Cleaner Clam	8 ft.	15 lbs.	63317 1CS
Service & Valve Box Cleaner Clam	10 ft.	19 lbs.	63317 5CS
Service & Valve Box Cleaner Clam	12 ft.	25 lbs.	63317 6CS
Cleaner Handle Assembly	17 in.	3 lbs.	05922A



## SERVICE & VALVE BOX CLEANERS

# Heavy Duty Service & Valve Box Cleaner Spoons

### Service & Valve Box Cleaner Attachments

Get rid of tough dirt and debris buildup in no time with these heavy duty service & valve box cleaner attachments. All steel components are powder-coated for durability and corrosion resistance, with all welded construction for superior strength. Convenient interchangeable design allows you to use the cleaning spoons with the cleaner handle and extension shafts.



Std Spoon With Yoke & Pins



4 ½" VB Clam Spoon



Needle Nose Spoon



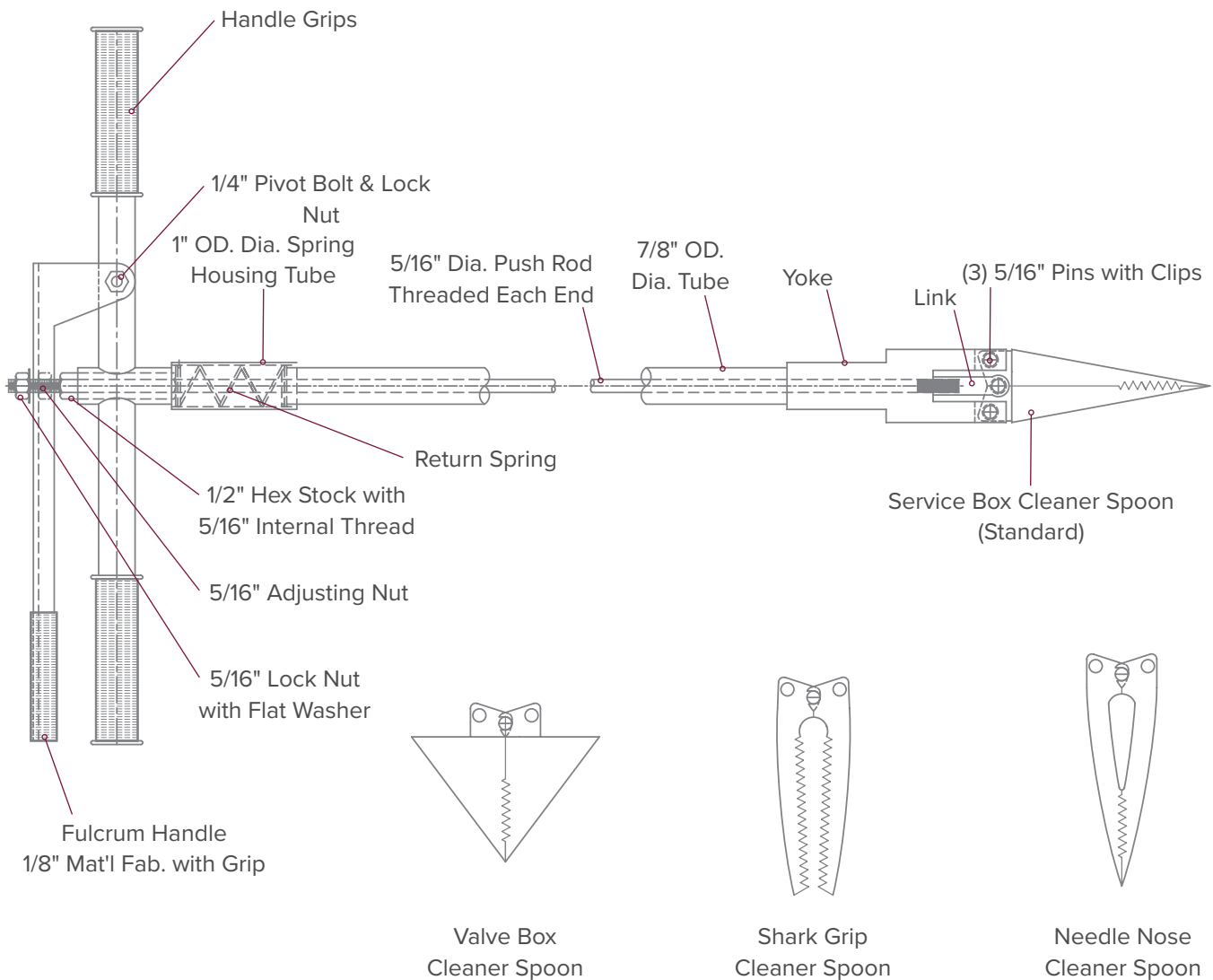
Shark Grip Spoon

PRODUCT DESCRIPTION	LENGTH	WT.	PART NO.
Std Valve & SB Spoon	5 in.	2 lbs.	63315 3SB
Std Spoons w/Yoke & Pins	11 in.	2 lbs.	3315 3VB
4 ½" VB Clam Spoon	5 in.	2 lbs.	63322 CS
Needle Nose Spoon	6 in.	2 lbs.	63315 3C
Shark Grip Spoon	6 in.	2 lbs.	63315 3B

## SERVICE & VALVE BOX CLEANERS

# Heavy Duty Service & Valve Box Cleaners

### Interchangeable Cleaning Spoons



## SERVICE & VALVE BOX CLEANERS

# Cleaning Augers




### Service Box Cleaning Auger

Cleaning service boxes requires the right tools; the 1" and 2 1/2" service box cleaning auger is designed to work smoothly every time. Simply place the auger in the service box and rotate. The rotation of the auger will bring dirt and debris to the top of the box to be discarded on the ground. Includes rotational rubber handle grips for superior control.



Now supplied with rotational rubber handle grips!

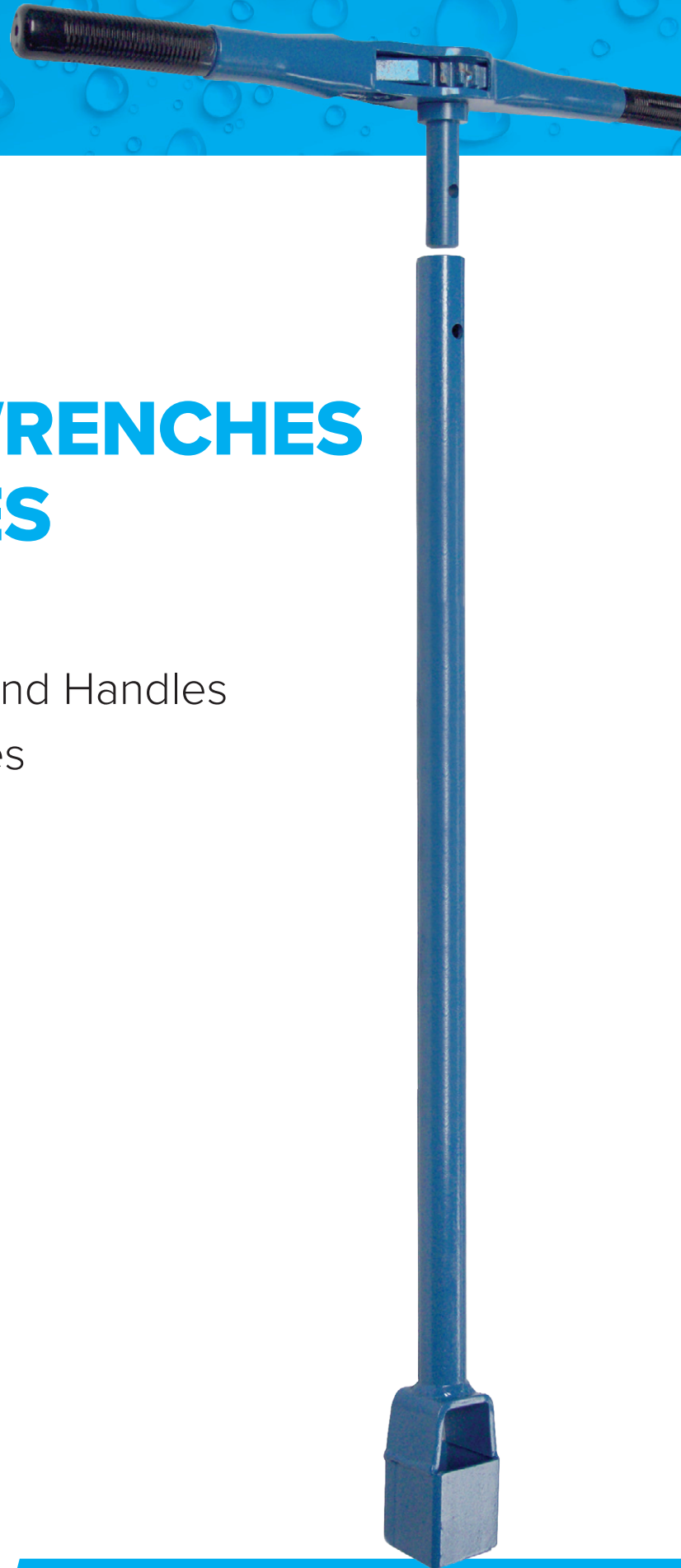


\*Also available in telescoping design to meet specific depths.

PRODUCT DESCRIPTION	LENGTH	WT.	PART NO.
1" Service Box Cleaning Auger	4 ft.	5 lbs.	63313 01
1" Service Box Cleaning Auger	5 ft.	6 lbs.	63313 02
1" Service Box Cleaning Auger	6 ft.	7 lbs.	63313
1" Service Box Cleaning Auger	7 ft.	8 lbs.	63313 04
2 1/2" Service Box Cleaning Auger	4 ft.	7 lbs.	63314 1
2 1/2" Service Box Cleaning Auger	5 ft.	7 lbs.	63314 3
2 1/2" Service Box Cleaning Auger	6 ft.	8 lbs.	63314 5
2 1/2" Service Box Cleaning Auger	7 ft.	11 lbs.	63314 7

# GATE VALVE WRENCHES & ACCESSORIES

- ▶ Ratchet Gate Wrenches and Handles
- ▶ Telescopic Gate Wrenches
- ▶ Standard Gate Wrenches
- ▶ Extension Stems
- ▶ Accessories



## GATE VALVE WRENCHES & ACCESSORIES

# Ratchet Gate Wrench or Handle (Alum. or Steel)

### Ratchet Gate Wrench

The new Ratchet Gate Wrench Handle makes operating a gate valve much easier. No more pushing and pulling a solid handle around and around. The gate wrench handle can be purchased separately or with standard gate wrench extension. It also can be adapted to existing gate wrenches by cutting off the existing tee handle and inserting and pinning the two together (template and pin included).



Aluminum Ratchet Gate Handle

Stamped witness mark for counting number of turns.




Steel Ratchet Gate Handle

### Ratchet Handle

Purchase the dependable aluminum/steel handle alone and use the included template and pin to attach it to an existing gate valve wrench. The 24" wide handle features easy one-person operation, a stamped witness mark for counting turns, and rubber safety grips. The aluminum version is for reduced weight.

- One man operation
- Rubber grips for safety and comfort
- Standard 6 ft. length - Other lengths available on request
- 2" socket can be provided in swivel design if desired

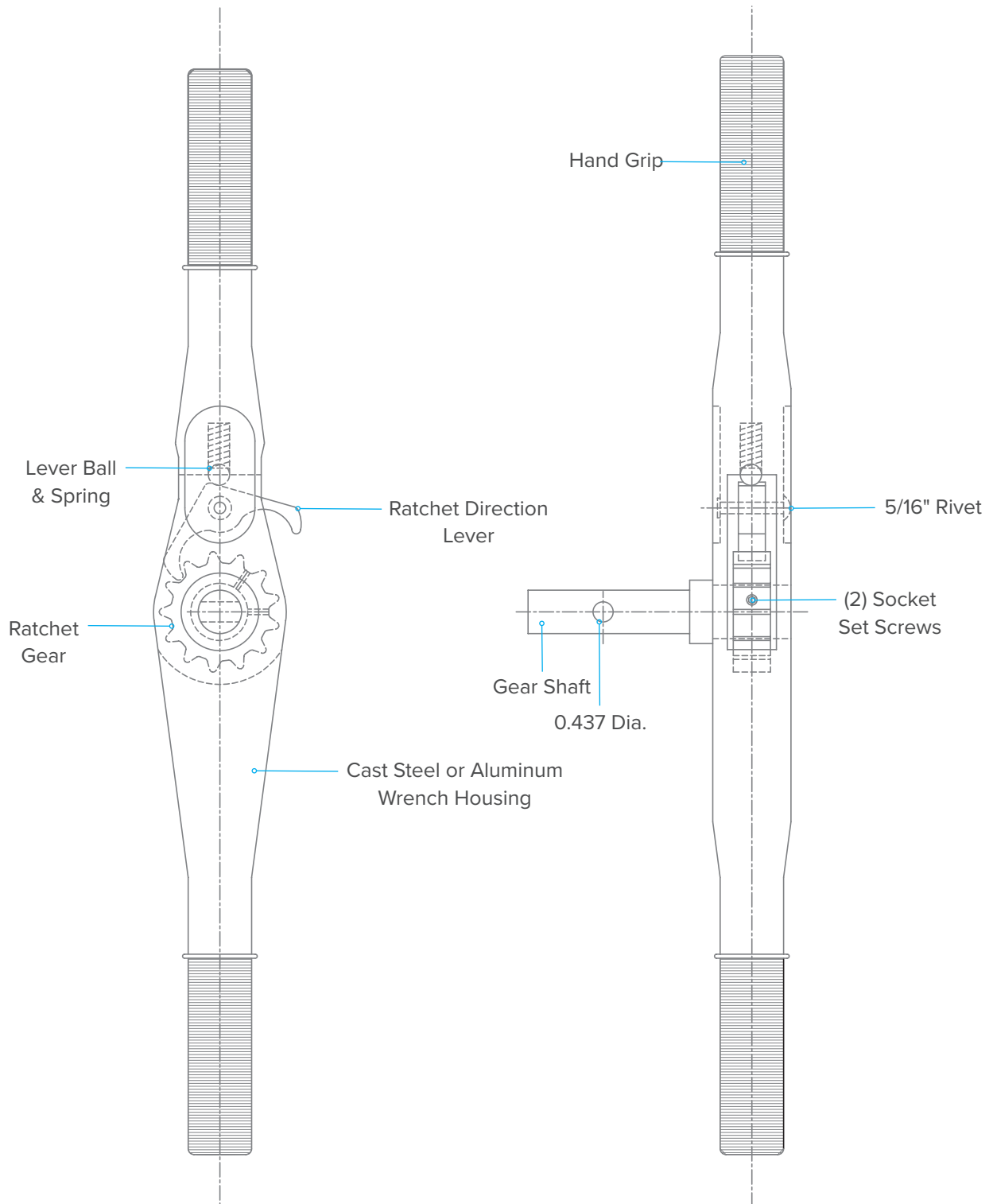


PRODUCT DESCRIPTION	LENGTH	WT.	PART NO.
Aluminum Ratchet Gate Wrench	6 ft.	24 lbs.	63213 RHA
Aluminum Ratchet Gate Wrench	7 ft.	25 lbs.	63208 3RHA
Aluminum Ratchet Gate Wrench	8 ft.	25 lbs.	63216 RHA
Aluminum Ratchet Gate Wrench	9 ft.	26 lbs.	63216 1RHA
Aluminum Ratchet Gate Wrench	10 ft.	29 lbs.	63217 RHA
Aluminum Ratchet Gate Wrench	11 ft.	31 lbs.	63217 1RHA
Aluminum Ratchet Gate Wrench	12 ft.	35 lbs.	63208 5RHA
Aluminum Ratchet Handle	6 in.	4 lbs.	63209 2RH
Steel Ratchet Gate Wrench	6 ft.	30 lbs.	63213 RHS
Steel Ratchet Gate Wrench	7 ft.	31 lbs.	63208 3RHS
Steel Ratchet Gate Wrench	8 ft.	31 lbs.	63216 RHS
Steel Ratchet Gate Wrench	9 ft.	32 lbs.	63216 1RHS
Steel Ratchet Gate Wrench	10 ft.	35 lbs.	63217 RHS
Steel Ratchet Gate Wrench	11 ft.	37 lbs.	63217 1RHS
Steel Ratchet Gate Wrench	12 ft.	41 lbs.	63208 5RHS
Steel Ratchet Handle	6 in.	10lbs.	63209 3RH

## GATE VALVE WRENCHES & ACCESSORIES

# Ratchet Gate Handle

Aluminum & Steel Ratchet Gate Handle



## GATE VALVE WRENCHES & ACCESSORIES

# Telescopic Gate Wrenches

### Straight Handle Telescopic Gate Wrenches

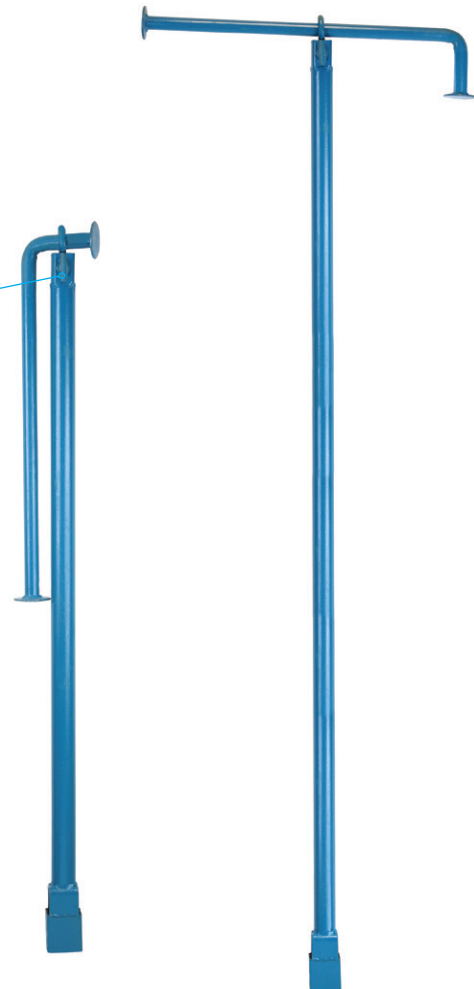
Telescopic Gate Wrenches are adjustable at the top and have a positive stop to prevent the bottom section from pulling free. A thumb screw secures the sections in position after length adjustment is made. The straight handle wrench is available in two adjustment lengths; 4'-8' and 6'-10'. The bottom shaft is made of 1¼" heavy wall tubing and the telescopic section is made of 1" square tubing. The handle is 24" long and made of 7/8" solid round stock.



Thumb screw for easy adjustment — No holes to line up or pins to insert

### Folding Handle Telescopic Gate Wrenches

The folding handle model allows for easy storage and shipping. It has an adjustment length of 52"-84". The bottom shaft is made of 1¼" heavy wall tubing and the telescopic section is made of 1" square tubing. The handle is 24" long and made of 1" solid round stock.




PRODUCT DESCRIPTION	LENGTH	WT.	PART NO.
Straight Handle Telescopic Gate Wrench	4-8 ft.	20 lbs.	63213 3
Straight Handle Telescopic Gate Wrench	6-10 ft.	24 lbs.	63213 4
Folding Handle Telescopic Gate Wrench	52-84 in.	20 lbs.	63213 2
Folding Handle Telescopic Gate Wrench	72-120 in.	26lbs	63213 47

## GATE VALVE WRENCHES & ACCESSORIES

# Standard Gate Wrenches & Extensions

### Standard Gate Wrenches

The Standard Gate Wrench is an essential part of your waterworks tool kit. The shaft is made of 1" Schedule 80 steel pipe, with a heavy arch and a 2" square socket end. The handle is 24" across for superior leverage. The standard gate valve wrench weighs 15 lbs. Choose the length(s) you need - available in shafts from 3' to 12'.



### Gate Wrench Extension Stems

Each Extension Stem has a centering ring to keep it aligned in the valve box. It has a 2" heavy square socket on one end and a 2" heavy square nut on the other. Shafts are 1¼" Schedule 40 pipe. Other shafts available on request. \*Optional cup point set screws are available on request.



Standard Extension Stem With Fixed Operating Nut & Fixed Socket

**NOTE:** Extension stems are also available in stainless steel. Gate Stem Extension bottom and top nuts are available to make your own extension stems.

PRODUCT DESCRIPTION	LENGTH	WT.	PART NO.
Standard Gate Wrench	3 ft.	15 lbs.	63208
Standard Gate Wrench	4 ft.	16 lbs.	63208 1
Standard Gate Wrench	5 ft.	18 lbs.	63208 2
Standard Gate Wrench	6 ft.	20 lbs.	63213
Standard Gate Wrench	7 ft.	21 lbs.	63208 3
Standard Gate Wrench	8 ft.	21 lbs.	63216
Standard Gate Wrench	9 ft.	22 lbs.	63216 1
Standard Gate Wrench	10 ft.	25 lbs.	63217
Standard Gate Wrench	11 ft.	27 lbs.	63217 1
Standard Gate Wrench	12 ft.	31 lbs.	63208 5
Gate Wrench Extension Stems	1 ft.	6 lbs.	63209
Gate Wrench Extension Stems	2 ft.	6 lbs.	63209 2
Gate Wrench Extension Stems	3 ft.	8 lbs.	63209 3
Gate Wrench Extension Stems	4 ft.	12 lbs.	63209 4
Gate Wrench Extension Stems	5 ft.	14 lbs.	63209 5
Gate Wrench Extension Stems	6 ft.	17 lbs.	63209 6
Gate Wrench Extension Stems	7 ft.	20 lbs.	63209 7
Gate Wrench Extension Stems	8 ft.	24 lbs.	63209 8
Gate Wrench Extension Stems	9 ft.	30 lbs.	63209 9
Gate Wrench Extension Stems	10 ft.	32 lbs.	63209 10
Gate Wrench Extension Stems	11 ft.	32 lbs.	63209 11
Gate Wrench Extension Stems	12 ft.	35 lbs.	63209 12



## GATE VALVE WRENCHES & ACCESSORIES

### Gate Wrench Accessories

#### Gate Stem Extension Bottom and Top Nut

Gate Stem Extension Nuts allow you to make your own gate valve extension stems by simply welding, pinning or bolting a length of pipe between them. They are available with attached pipe (shown below) designed to fit inside standard 1¼" pipe, or as nuts only.



Top Nut with Pipe Shaft



Bottom Nut with Pipe Shaft

#### Gate Wrench End (only)

When you need reliability and simplicity, choose the New Concept Tools Gate Wrench End. The unique design allows dirt and debris to pass through, eliminating clogged wrenches and saving you time. The included set screw allows you to lock onto the operating nut. Wrench end sold alone; it works with existing New Concept Tools handles for superior performance. At just 5"x3"x3" and about 2 pounds, the wrench end is easy to keep on hand for whenever you need to use it.



\*Now made from cast steel for enhanced strength.

#### Opening Direction Plate

Need a custom gate valve extension stem? Use the convenient, purpose-built extension stems and nuts from New Concept Tools, and add this convenient Opening Direction Plate to make future service easier. The plate fits around the extension stem nut and is marked with an arrow and the word "open" to indicate which direction the valve opens, and is reversible for use with left- or right-open valves.



PRODUCT DESCRIPTION	LENGTH	WT.	PART NO.
Bottom Nut	3 in.	2 lbs.	05796A
Bottom Nut W/Pipe	6 in.	3 lbs.	05798A
Top Nut	2 in.	2 lbs.	05795A
Top Nut W/Pipe	6 in.	3 lbs.	05797A
Opening Direction Plate	5 in.	2 lbs.	05800A
Gate Wrench End (Only)	5 in.	2 lbs.	63218

# GATE VALVE TOOLS & ACCESSORIES

- ▶ Broken Nut Valve Wrench
- ▶ Rounded Nut Grabber
- ▶ Socket Ratchet Wrench
- ▶ Valve Setter + 2" Socket Ratchet Wrench
- ▶ Box Seat
- ▶ Handwheel



## GATE VALVE TOOLS & ACCESSORIES

# Broken Nut Valve Wrench


### Broken Nut Valve Wrench

When a gate valve operating nut is broken off you can be left in a desperate situation. The Broken Nut Valve Wrench can solve your problem quickly. First, remove the broken nut from the valve box using one of the handy wrenches found on page 23 of this catalog. The Broken Nut Valve Wrench is attached to a T-Handle Wrench with a bolt and nut. The wrench is lowered in the valve box and the spring loaded pipe wrench jaws are slid around the stem. When the wrench is turned in the proper direction, the jaw on the wrench will grab the valve stem, allowing you to open or close the valve while standing at ground level. The spring loaded jaw is reversible, allowing you to open or close a valve for both open right and open left valves.


Complete assemblies can be purchased in seven different lengths. See table below.



Broken Nut Valve Wrench Side View



Broken Nut Valve Wrench Bottom View



Broken Nut Valve Wrench Complete Assembly

PRODUCT DESCRIPTION	LENGTH	WT.	PART NO.
Broken Nut Valve Wrench	8 in.	4 lbs.	63269
T-Handle (only) for Broken Nut Valve Wrench	6 ft.	20 lbs.	63269 6H
T-Handle (only) for Broken Nut Valve Wrench	7 ft.	21 lbs.	63269 7H
T-Handle (only) for Broken Nut Valve Wrench	8 ft.	22 lbs.	63269 8H
T-Handle (only) for Broken Nut Valve Wrench	9 ft.	23 lbs.	63269 9H
T-Handle (only) for Broken Nut Valve Wrench	10 ft.	25 lbs.	63269 10H
T-Handle (only) for Broken Nut Valve Wrench	11 ft.	27 lbs.	63269 11H
T-Handle (only) for Broken Nut Valve Wrench	12 ft.	31 lbs.	63269 12H
Broken Nut Valve Wrench Complete Assembly	6 ft.	22 lbs.	63269 6A
Broken Nut Valve Wrench Complete Assembly	7 ft.	23 lbs.	63269 7A
Broken Nut Valve Wrench Complete Assembly	8 ft.	24 lbs.	63269 8A
Broken Nut Valve Wrench Complete Assembly	9 ft.	25 lbs.	63269 9A
Broken Nut Valve Wrench Complete Assembly	10 ft.	27 lbs.	63269 10A
Broken Nut Valve Wrench Complete Assembly	11 ft.	28 lbs.	63269 11A
Broken Nut Valve Wrench Complete Assembly	12 ft.	33 lbs.	63269 12A

## GATE VALVE TOOLS & ACCESSORIES

# Rounded Nut Grabber (RNG)



The Rounded Nut Grabber and Handle can be purchased individually or together as a complete assembly as shown on page 36.

### Rounded Nut Grabber


The Rounded Nut Grabber is for operating valves that have deteriorated or for rounded operating nuts that a standard gate wrench will no longer open. The process of repairing or removing valves in this condition is costly and time consuming. The R.N.G. Socket is made of heavy cast steel for strength and durability and will easily turn a compromised valve operating nut. This socket works on the "flats and rounds" principle. The socket fits over the 2" nut, grabbing the flat sides of the nut with the protruding rounds when rotated. The rounds will grab before the rotation can go past the corners. This unique tool is designed with a heavy-wall thickness to provide strength and torque capability when dealing with valves that are difficult to turn. The stem is designed to fit firmly into a standard gate valve shaft for pinning or can be supplied complete with a T-handle wrench to your desired length. Each Rounded Nut Grabber is supplied with a template for drilling a hole in a gate wrench in the proper location. The Template can be purchased separately as well.

### Template



Template supplied with the R.N.G or may be purchased separately.

### T-Handle



T-Handle for Rounded Nut Grabber


PRODUCT DESCRIPTION	LENGTH	WT.	PART NO.
Rounded Nut Grabber	6 in.	6 lbs.	63264
Rounded Nut Grabber Template	3 in.	1 lbs.	63264 TEM
T-Handle (only) for Rounded Nut Grabber	6 ft.	20 lbs.	63264 6H
T-Handle (only) for Rounded Nut Grabber	7 ft.	21 lbs.	63264 7H
T-Handle (only) for Rounded Nut Grabber	8 ft.	22 lbs.	63264 8H
T-Handle (only) for Rounded Nut Grabber	9 ft.	23 lbs.	63264 9H
T-Handle (only) for Rounded Nut Grabber	10 ft.	25 lbs.	63264 10H
T-Handle (only) for Rounded Nut Grabber	11 ft.	27 lbs.	63264 11H
T-Handle (only) for Rounded Nut Grabber	12 ft.	31 lbs.	63264 12H

**GATE VALVE TOOLS & ACCESSORIES**

**Rounded Nut Grabber (RNG)  
Complete Assembly**

Rounded Nut Grabber  
Complete Assembly

The complete assembly includes: Rounded Nut Grabber, Rounded Nut Grabber Template and T-Handle (length of your choice).



PRODUCT DESCRIPTION	LENGTH	WT.	PART NO.
Rounded Nut Grabber Complete Assembly	6 ft.	26 lbs.	63264 6A
Rounded Nut Grabber Complete Assembly	7 ft.	27 lbs.	63264 7A
Rounded Nut Grabber Complete Assembly	8 ft.	28 lbs.	63264 8A
Rounded Nut Grabber Complete Assembly	9 ft.	29 lbs.	63264 9A
Rounded Nut Grabber Complete Assembly	10 ft.	30 lbs.	63264 10A
Rounded Nut Grabber Complete Assembly	11 ft.	32 lbs.	63264 11A
Rounded Nut Grabber Complete Assembly	12 ft.	36 lbs.	63264 12A

## GATE VALVE TOOLS & ACCESSORIES

# 2" Socket Ratchet Wrench & Valve Setter



### 2" Socket Ratchet Wrench

This versatile wrench is handy either in the field, where it can be used to operate gate valves before they are buried, or in a plant or pump station where it can replace the standard handwheel on non-rising stem valves so they can't be operated by unauthorized personnel. Ideal for quickly opening and closing tapping valves. Rugged heavy duty steel construction with rubber handle for comfort and safety.



### Valve Setter\*

Choose the New Concept Tools Valve Setter for quicker, safer, and simpler placement of a 4" to 12" gate valve with a 2" operating nut into a trench. The setter has two-piece construction, but the pieces are attached, so you don't have to worry about losing one. Easily slide over the operating nut, then use the large loop-style handle to attach the setter to a hook, chain, or rope and lower the gate valve into the trench. Convenient in the field and easy to transport at only 5 lbs., the Valve Setter is an essential part of your waterworks crew's tool kit.



New 2-piece design makes it stronger and easier to use!



PRODUCT DESCRIPTION	LENGTH	WT.	PART NO.
2" Socket Ratchet Wrench	14 in.	5 lbs.	63182 9
4" to 12" Valve Setter	8 in.	5 lbs.	63214

\*Valve Setters are pull-tested and tagged with capacity.

## GATE VALVE TOOLS & ACCESSORIES

# Box Seat & Handwheel


### Box Seat

The Box Seat is a high-strength, plastic device designed to eliminate the annoying and costly problem of having to re-dig a valve box base that has shifted off center during the backfilling process. The Box Seat is easily installed by removing the valve's operating nut and sliding it over the valve stem. When in place, it automatically centers the valve box base around the operating nut and prevents the backfill material from interfering with valve operation while still allowing surface water to drain out. Any surface debris that does enter the valve box can quickly and easily be cleaned out using a box cleaner (see page 23).



### Handwheel For 2" Square Operating Nut

This gate valve operating nut handwheel is built with the superior quality and durability you can expect from New Concept Tools. Ductile iron delivers strength, and the square head set screw with cup point ensures a secure lock on to a 2" operating nut. The wheel features raised lettering with a 1/2" minimum height. For optional use of a standard gate valve wrench, 3/4" of the operating nut remains exposed above the wheel's top surface. Choose from 10", 12", 14", 16", 20" or 24" diameter handwheels, with an optional 3/4" speed handle for valve exercising.



Make the most of your New Concept Tools handwheel when you add the optional 3/4" revolving speed handle. Universally sized to fit any of our handwheels, it's designed to allow its operator to save time and apply extra leverage when opening and closing a gate valve with a 2" square operating nut.

PRODUCT DESCRIPTION	LENGTH	WT.	PART NO.
Box Seat (QWP)	8 in.	1 lbs.	45158
Box Seat (Plain)	8 in	1 lbs.	45158 P
Handwheel For 2" Square Operating Nut	10 in.	7 lbs.	40830
Handwheel For 2" Square Operating Nut	12 in.	8 lbs.	40831
Handwheel For 2" Square Operating Nut	14 in.	10 lbs.	40832
Handwheel For 2" Square Operating Nut	16 in.	12 lbs.	40833
Handwheel For 2" Square Operating Nut	20 in.	17 lbs.	40834
Handwheel For 2" Square Operating Nut	24 in.	21 lbs.	40836
Revolving Speed Handle for Handwheel	5 in.	1 lbs.	40837

# VALVE BOX TOOLS

- ▶ Valve Box Top Lifter
- ▶ Valve Box Cover Die Bar
- ▶ Valve Box Cover Tongs






## VALVE BOX TOOLS & ACCESSORIES

### Valve Box Tools

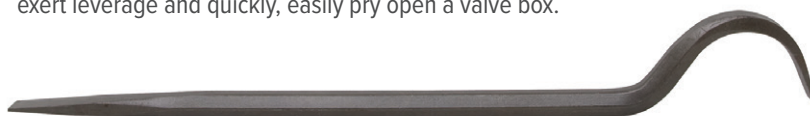
#### Valve Box Top Lifter

The valve box top lifter is used to lift the top section of slide type valve boxes. To use, simply dig halfway around the top flange, then put the lifter in place, clamping it around the flange. Hook a chain to the lifter, then using a backhoe, gently lift to the desired height. All welded and coated construction for durability and corrosion resistance. (Note: the lifting device is designed for use only with top flange style valve box types.)



#### Valve Box Cover Die Bar

For easy access to your valve boxes, add the valve box cover die bar to your crew's tool kit. It's a simple, two-pound, 19" solution that delivers strong performance in the field. With a tapered tip that easily slides into the valve box access point, the die bar makes it easy for your crew to exert leverage and quickly, easily pry open a valve box.



#### 22" Valve Box Cover Tongs

Get a pair of 22" valve box cover tongs to easily remove even a stubborn valve box cover. Tongs are made from rugged steel construction, with zinc plating for rust protection. The rubber handle grips improve user comfort and safety. The extra-long design lets your crew get more leverage with less bending and back strain. Tongs weigh approx 7 lbs.



PRODUCT DESCRIPTION	LENGTH	WT.	PART NO.
Valve Box Top Lifter	14 in.	14 lbs.	63214 15
Valve Box Cover Die Bar	19 in.	2 lbs.	63282 2
22" Valve Box Cover Tongs	29 in.	7 lbs.	63215 2

# HYDRANT MARKERS & TOOLS

- ▶ Markers
- ▶ Tools
- ▶ Accessories



## HYDRANT MARKERS & TOOLS

### Hydrant Markers

#### 4 ft. Hydrant Spring Flag w/4"x5" Flag




40999

These 4' Spring-Loaded Hydrant Flags sturdy flags are designed to mount to the hydrant, helping to protect it from damage and making it easier to find after snowfall. The pole is constructed from galvanized steel for corrosion resistance. The marker kit includes a mounting bracket built into the spring, a washer, and 4" x 5" marker flag. The pole is striped with three 6" reflective weatherproof bands (one red, two white) for excellent visibility.

#### Hydrant Spring Flag w/Reflective Bands

These 4' and 5' poles are designed to mount to the hydrant, helping to protect it from damage and making it easier to find after snowfall. The pole is constructed from galvanized steel for corrosion resistance. Mounting bracket built into the spring. The pole is striped with four 6" reflective weatherproof bands (two red, two white) for excellent visibility.



41002

#### 4"x5" Replacement Flag for Hydrant Marker



Stock up on these durable, affordable 4" x 5" Replacement Hydrant Flags and protect your hydrants by ensuring there's always an easy-to-spot marker in place. This listing is the singular replacement flag and does not include the spring, mounting bracket and reflective pole



PRODUCT DESCRIPTION	LENGTH	WT.	PART NO.
4 ft. Hydrant Spring Flag w/4"x5" Flag	29 in.	4 lbs.	40999
4"x5" Replacement Flag for Hydrant Marker	4 in.	1 lbs.	40999 1
Hydrant Spring Flag w/Reflective Bands	4 ft.	3 lbs.	41002
Hydrant Spring Flag w/Reflective Bands	5 ft.	4 lbs.	41002 1

## HYDRANT MARKERS & TOOLS

### Hydrant Markers

#### Hydrant Marker 1/2" Rebar


Never run low on durable, high-visibility fire hydrant markers. These 1/2" rebar hydrant markers are easy to use and easy to see. Each marker is double-dipped in Safety Orange paint and comes with two reflective, weatherproof stickers for easy identification in the dark. The standard hydrant marker rods are 1/2", with loops for easy installation. Large 4 1/2" round reflective discs ensure high visibility.



41001

#### Universal Flag Kit

The universal hydrant flag kit can be used with any quarter- to half-inch steel shaft and on any fire hydrant. The kit includes a 4 1/2" diameter red Lexan hydrant marker disc, a center-mounted U-clip, and a stainless steel set screw.



05819A


PRODUCT DESCRIPTION	LENGTH	WT.	PART NO.
Hydrant Marker 1/2" Rebar	49 in.	3 lbs.	41001
Universal Flag Kit	6 in.	1 lbs.	05819A
Hydrant Marker - 3/8" Galvanized	48 in.	3 lbs.	41000
Hydrant Marker - 3/8" Galvanized	52 in.	3 lbs.	41004

## HYDRANT MARKERS & TOOLS

# Hydrant Tools & Accessories

### Hydrant Setter\* with Spreader Bar

Fire hydrants can be heavy – some can weigh as much as half a ton! Setting hydrants properly is a lot easier and more accurate with the help of a New Concept Tools hydrant setter. Your crew will love the simple design, which features Grade 8 galvanized chain and a swivel joint for maneuverability. The spreader bar holds the lifting rings in proper alignment, and the rings fit over the hydrant’s 2½” hose nozzles, locking in place with the hose nozzle caps. All setters are pull-tested certified and tagged with capacity.



05634 1A

### Hydrant "Out of Service Sign"

When a hydrant is out of service, the fire department needs to know. Help keep your community safer by choosing high-visibility out-of-service hydrant marker signs from New Concept Tools. The signs are large, bold, and easy to spot, allowing emergency response crews and repair workers to quickly identify the affected fire hydrant(s). Easily install a sign on any (or all) hydrant hose nozzles using a New Concept Tools wrench; easily remove the sign once repairs are complete and the hydrant is back in service. Available in two sizes. Outer diameter: 7". Inner diameter: 3 1/4" or Outer diameter: 12". Inner diameter: 6"

PRODUCT DESCRIPTION	LENGTH	WT.	PART NO.
Hydrant Setter with Spreader Bar	14 in.	10 lbs.	63281
Hydrant out of Service Sign 7" O.D., 3 1/4" I.D.	7 in.	1 lbs.	05634 1A
Hydrant out of Service Sign 12" O.D., 6" I.D.	12 in.	1 lbs.	41012

## HYDRANT MARKERS & TOOLS

# Hydrant Tools & Accessories

### 16" Adjustable Hydrant Wrench

The 16" adjustable hydrant wrench from New Concept Tools is ready to tackle any job, and it's easy to bring along in the field at only 4 lbs. and 18" long. Designed to adapt to the job at hand, the wrench is adjustable to fit up to 1 3/4" pentagon operating nuts and pumper or steamer caps. Its double spanner design also fits pin and rocker lug hose couplings. Built to last, the 16" adjustable hydrant wrench; features zinc-plated steel construction that resists corrosion, and with a rubber-coated handle, you'll get a solid grip every time.



PRODUCT DESCRIPTION	LENGTH	WT.	PART NO.
16" Adjustable Hydrant Wrench	18 in.	4 lbs.	63279

# WATERWORKS TOOLS

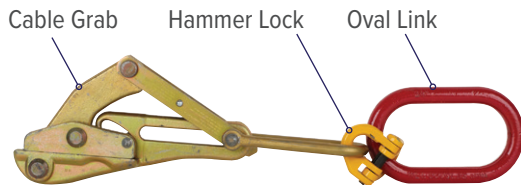
- ▶ Service Line Puller Kits
- ▶ Hand Tools



## WATERWORKS TOOLS

# Service Line Puller Kits

### 3/4" – 1" Service Line Puller Kits



High-strength metal tool box with gasketed cover.



50'- 3/8" Cable 7.44 Ton Test  
Also available in 75' & 100' coils



Split Bull Head



Plastic Pipe Splitter



Plastic Adapter



Starter Tool

PRODUCT DESCRIPTION	LENGTH	WEIGHT	PART NO.
Cable Grab Full Assembly	8 in.	9 lbs.	63150 25
3/4-1" Service Line Puller Kit W/50 Ft. Cable	50 ft.	38 lbs.	63150
3/4-1" Service Line Puller Kit W/75 Ft. Cable	75 ft.	44 lbs.	63150 75
3/4-1" Service Line Puller Kit W/100 Ft. Cable	100 ft.	50 lbs.	63150 100
3x8"x50' Cable 7.44 Ton Test	50 ft.	12 lbs.	05696 2A
3x8"x75' Cable 7.44 Ton Test	75 ft.	18 lbs.	05696 3A
3x8"x100' Cable 7.44 Ton Test	100 ft.	26 lbs.	05696 4A
Split Bull Head	5 in.	2 lbs.	63150 20
Cable Grab	8 in.	7 lbs.	63150 25
Hammer Lock	8 in.	1 lbs.	63150 30
Oval Link	4 in.	1 lbs.	63150 35
Water Tight Carry Case	12 in.	32 lbs.	63212 95
Plastic Pipe Splitter	3 in.	2 lbs.	63150 50 2
Starter Tool	5 in.	1 lbs.	63150 70
Plastic Adapter	5 in.	1 lbs.	63150 55



## WATERWORKS TOOLS

# Service Line Puller Kits

### 3/4" – 1" Service Line Puller Kit Instructions

To start the process, you'll need to dig a small pit, typically about 4 feet by 8 feet, at the curb box to expose the service line.

Clean up 6-8" of the exposed service line on the structure side of the curb, then cut it off using a wheel cutter. Make sure the cut is positioned to allow maximum room for a long pull by the excavator.

Inside the structure, at the opposite end of the service line, you'll need to disconnect the water meter and remove material around the service line to allow it to move as it's being pulled. Make sure there's enough clearance to get the Bullhead and related equipment through the hole.

If the ends have been damaged, the starter tool (63150 70) can be used to return it to round on both ends to allow for easy passage of the cable and connection of the Bullhead. If you're pulling iron pipe, start by inserting the starter tool and striking it several times with a sledgehammer to loosen the material around it. Feed the cable through from the curb end towards the structure end, all the way through until the cable comes out the other end.

At this point, you'll want to assemble the Bullhead (63150 20) and attach it to the new service line inside the structure.

#### Assembling the Bullhead

Before you begin, apply anti-seize compound to any threads to ensure easy assembly and disassembly. If you're running plastic pipe that is larger than the original service line, you'll

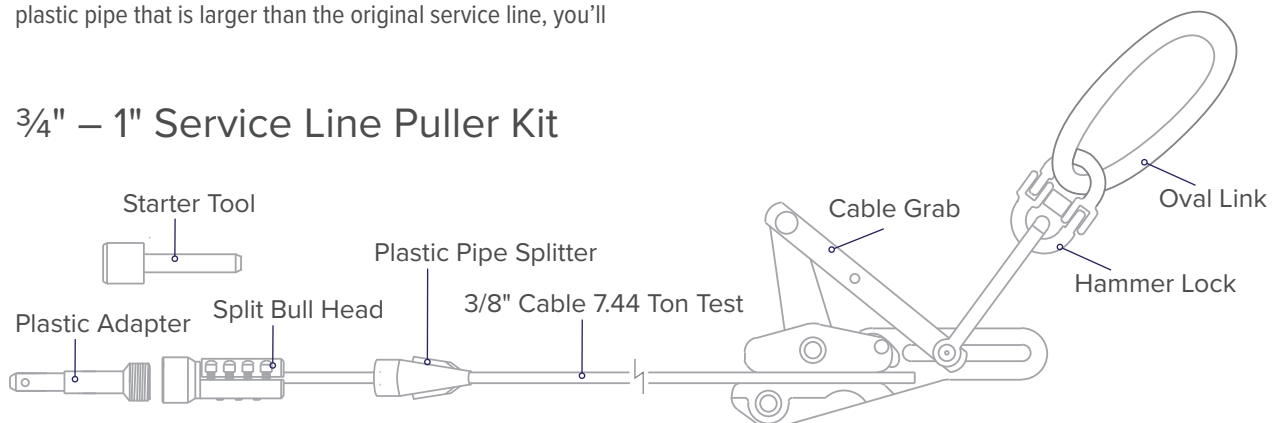
need to place the plastic pipe splitter (63150 50) on the cable first, with the narrow end pointing away from the threaded end of the cable, towards the curb.

Now you can assemble the Bullhead onto the cable by tightening the allen screws. Start by alternating from left to right to secure the eight allen screws on one side, then tighten the three screws on the opposite side.

For plastic pipe, attach the plastic adaptor (63150 55) to the threaded end of the Bullhead, then slide your new pipe over the other end of the plastic adaptor shaft with the holes, drill or otherwise make a hole in the pipe, pass a nail, screw, bolt or similar fastener through the hole in the pipe and the plastic adapter, then secure the fastener in place. If you're running new metal lines, attach a brass compression coupling (purchased separately) to the threaded end of the Bullhead, then unscrew the other end of the brass compression coupling, place the nut and washer on the pipe, insert the pipe into the brass compression coupling and tighten the nut to hold it in place for the process.

At the opposite end of the cable, connect the cable grab (63150 25), hammer lock (63150 30) and oval link (63150 35) together and attach them to the cable and excavator. Always pull in a straight line to avoid weakening or fraying the cable. Pull the cable until the excavator has reached its maximum length, then release the cable from the cable grab, cut the length of pipe that is sticking out, attach the cable grab near the cut and pull the pipe again. Continue repeating these steps until the new line has been completely pulled through.

### 3/4" – 1" Service Line Puller Kit



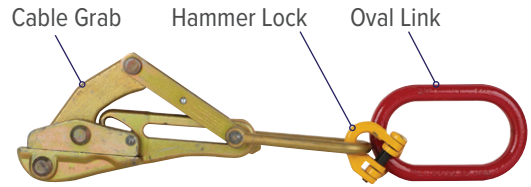
## WATERWORKS TOOLS

# Service Line Puller Kits

### 1 1/4" – 2" Service Line Puller Kits



High-strength metal tool box with gasketed cover.



1/4" Screw-On Bull Head



1 1/2" Screw-On Bull Head



2" Screw-On Bull Head



50'- 1/2" Cable 13 Ton Test  
Also available in 75' & 100' coils

PRODUCT DESCRIPTION	LENGTH	WEIGHT	PART NO.
Cable Grab Full Assembly	8 in.	9 lbs.	63150 25
1 1/4"-1" Service Line Puller Kit W/50 Ft. Cable	50 ft.	49 lbs.	63153
1 1/4"-1" Service Line Puller Kit W/75 Ft. Cable	75 ft.	64 lbs.	63153 75
1 1/4"-1" Service Line Puller Kit W/100 Ft. Cable	100 ft.	72 lbs.	63153 100
1x2"x50' Cable with 3/4" Pressed-On Stud	50 ft.	40 lbs.	05695 A
1x2"x75' Cable with 3/4" Pressed-On Stud	75 ft.	45 lbs.	05695 1A
1x2"x100' Cable with 3/4" Pressed-On Stud	100 ft.	49 lbs.	05695 2A
1 1/4" B-Screw on Bull Head	5 in.	2 lbs.	63153 10
1 1/2" B-Screw on Bull Head	5 in.	2 lbs.	63153 30
2" B-Screw on Bull Head	5 in.	2 lbs.	63153 35
Cable Grab	8 in.	7 lbs.	63150 25
Hammer Lock	8 in.	1 lbs.	63150 30
Oval Link	4 in.	1 lbs.	63150 35
Water Tight Carry Case	12 in.	32 lbs.	63212 95

## WATERWORKS TOOLS

# Service Line Puller Kits

### 1 1/4" – 2" Service Line Puller Kit Instructions

As with the smaller kit, you'll need to dig a small pit at the curb box to expose the line to be replaced, typically about 4 feet by 8 feet.

On the structure side of the curb, clean up 6-8" of the exposed service line and make a cut with a wheel cutter. Position the cut to ensure maximum room for a long pull with the excavator.

Inside the structure, disconnect the water meter and remove any material around the service line to allow it to move as it's being pulled. This should include all the room needed to pass the Bullhead and related tools through the foundation wall.

Feed the plain end of the cable through from the structure end towards the curb end, leaving the threaded end inside the structure.

At this point, you'll assemble the Bullhead (63153 10, 63153 30 or 63153 35) and attach it to the new service line inside the structure.

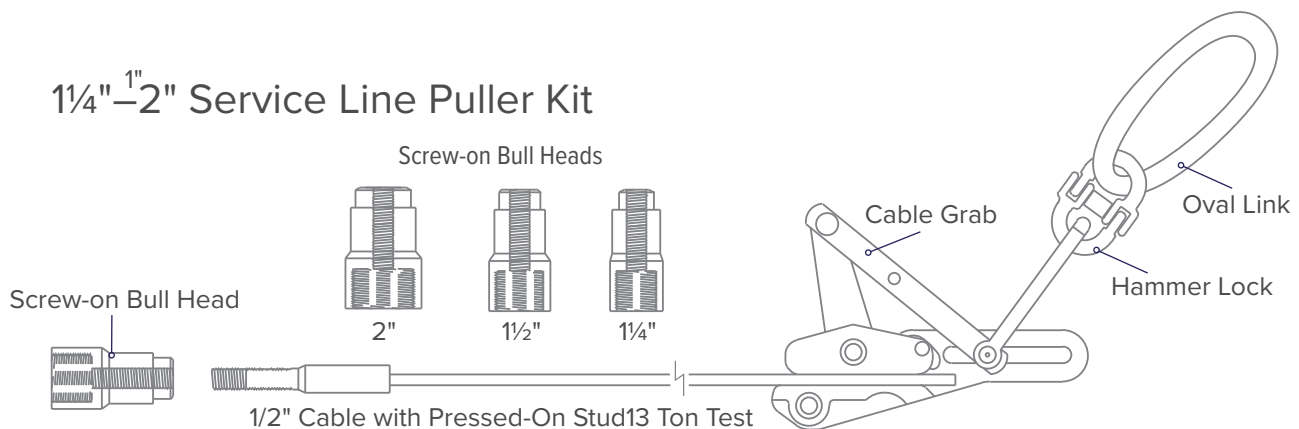
#### Assembling the Bullhead

Before you begin, apply anti-seize compound to any threads to ensure easy assembly and disassembly. Attach the Bullhead to the cable by threading the end of the cable into the smaller threaded end of the Bullhead.

Attach a brass compression coupling (purchased separately) to the threaded end of the Bullhead, then unscrew the other end of the brass compression coupling for a compression or flared adaptor, then insert the new supply line into the brass compression coupling and tighten the nut to hold it in place for the pulling process.

At the opposite end of the cable, you'll connect the cable grab (63150 25), hammer lock (63150 30) and oval link (63150 35) together and then attach them to the cable and excavator. Always pull the cable in a straight line to avoid weakening, fraying or otherwise damaging the cable. Pull the cable until the excavator has reached its maximum draw. Release the cable from the cable grab, cut and remove the length of pipe that is now sticking out of the earth, then attach the cable grab to the cable again near the cut and pull the pipe again. Continue to repeat these steps until the new line has been completely pulled through.

### 1 1/4" – 2" Service Line Puller Kit



## WATERWORKS TOOLS

# Service Line Puller Kits

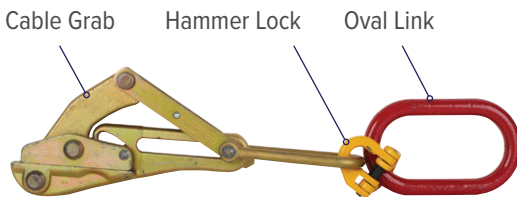
### 3/4" – 2" Service Line Puller Kit

With an all-in-one Service Line Puller Kit from Team NCT, you're ready to replace outdated service lines and lead pipes with diameters of 3/4" to 2".

When you choose the all-in-one kit, you get the components of the small kit and the large kit all combined. That means one kit with a plastic adapter; starter tool; plastic pipe splitter; split bullhead; screw-on bullheads (1", 1 1/4", 1 1/2", 2"); 3/8" cable (7.44 ton test); 1/2" cable with pressed-on stud (13 ton test); cable grab; oval link; hammer lock.



High-strength metal tool box with gasketed cover.



All you need to supply is the backhoe and the new service lines!



Split Bull Head

Plastic Pipe Splitter

Plastic Adapter

Starter Tool

1/4" Screw-On Bull Head

1/2" Screw-On Bull Head

2" Screw-On Bull Head



50'- 1/2" Cable  
13 Ton-Test W/  
Pressed on Stud  
Also available in  
75' & 100' coils



50'- 3/8" Cable  
7.44 Ton Test  
Also available in  
75' & 100' coils

Note: Individual kit parts can be found on pages 47 and 49.

PRODUCT DESCRIPTION	LENGTH	WEIGHT	PART NO.
3/4-2" Service Line Puller Kit W/50 Ft. Cable	50 ft.	49 lbs.	63150 SP
3/4-2" Service Line Puller Kit W/75 Ft. Cable	75 ft.	64 lbs.	63150 75 SP
3/4-2" Service Line Puller Kit W/100 Ft. Cable	100 ft.	49 lbs.	63150 100 SP

## WATERWORKS TOOLS

# Hand Tools

### Deep Well Sockets with 1/2" Drive

These deep well sockets are ideal for use with Repair Clamps and Pipe Couplings.

**Features:**

- All steel construction
- Six point socket for maximum surface contact.
- Approximately 7" overall length for use on clamps and couplings.
- Works with standard 1/2" drive ratchet.
- Recessed "hand hold" area reduces the chances of dropping.
- Withstands minimum of 270 ft. lbs. of torque.
- Sizes: 7/8", 15/16", 1 1/16", 1 1/8" and 1 1/4".
- Black industrial finish.



Deep Well Sockets come in this heavy duty canvas bag which can be rolled up for easy storage

PRODUCT DESCRIPTION	LENGTH	WT.	PART NO.
Deep Well Socket	7/8 in.	1 lbs.	63260 1
Deep Well Socket	15/16 in.	1 lbs.	63260
Deep Well Socket	1-1/16 in.	2 lbs.	63260 2
Deep Well Socket	1-1/8 in.	2 lbs.	63260 3
Deep Well Socket	1-1/4 in.	3 lbs.	63260 5
Deep Well Socket Set (in Bag)	6 in.	11 lbs.	63263
Deep Well Socket Kit Less Ratchet	6 in.	9 lbs.	63263 LR
Canvas Bag Only	5 in.	1 lbs.	63263 B

**WATERWORKS TOOLS**

**Hand Tools**

**1/2" Drive Micrometer Adjustable Torque Wrench**

Micrometer Torque Wrenches offer precise torque application in a durable, easy-to-use design. Micrometer “Click” style torque wrenches are forged and heat treated. Manufactured to rigid specifications, these torque wrenches have unequalled strength, durability, and accuracy.



PRODUCT DESCRIPTION	LENGTH	WT.	PART NO.
1/2" Drive Micrometer Adjustable Torque Wrench	23 in.	3 lbs.	63226 1

## WATERWORKS TOOLS

# Hand Tools

### Combo Flare & Rerounding Tool

The Combo Flare & Rerounding Tool makes it easy for your waterworks crew to adapt in the field, whether they find out-of-round copper tubing, or older fittings that require a flared connection. Our rounding and flaring tools have been redesigned for better performance. Drive the tool partially into the tubing for rounding or fully in for flaring. The new design features superior grip, bored-out tube to reduce weight, and machined pressure relief ports to prevent the tool rebounding. Sizes 3/4" through 2" available (full set sold separately). Black oxide finish to inhibit corrosion.



Combo Flare & Rerounding Tools in handy canvas carrying bag

PRODUCT DESCRIPTION	LENGTH	WT.	PART NO.
Combo Flare & Rerounding Tool	3/4 in.	2 lbs.	63905
Combo Flare & Rerounding Tool	1 in.	3 lbs.	63908
Combo Flare & Rerounding Tool	1-1/4 in.	4 lbs.	63911
Combo Flare & Rerounding Tool	1-1/2 in.	5 lbs.	63913 1
Combo Flare & Rerounding Tool	2 in.	8 lbs.	63916
Combo Flare and Rounding Tool in Canvas Bag	3/4 in. - 2 in.	20 lbs.	63917 S
Canvas Bag Only	5 in.	1 lbs.	63917 B

## WATERWORKS TOOLS

# Hand Tools

### 3-pc Line-up Pry Bar Set

The line-up pry bars include a pointed end for adjusting/aligning, plus an angled chisel end for extra leverage. Made of forged steel and heat treated for strength, with black oxide finish. The set includes 2 line-up pry bars (14" and 20" sizes) and a 16" rolling head pry bar.



### 12" Rolling Head Pry Bar

The rolling head design offers your team better access and leverage than a fixed head design when working in narrow areas. Made of forged steel and heat treated for strength. Black oxide finish. 12" length. Weighs 1 lb. Keep this handy pry bar in your crew's tool kit.



PRODUCT DESCRIPTION	LENGTH	WT.	PART NO.
3-Piece Line-Up Pry Bar Set	34 in.	4 lbs.	91219
12" Rolling Head Pry Bar	12 in.	1 lbs.	63282 3




## WATERWORKS TOOLS

### Hand Tools

#### Cast Iron Pipe Bursting Wedge

This manual tool is designed for use in separating flanges on ductile iron or steel pipes. The bursting wedge can also be used to maintain a gap during the pipe cutting process. The bursting wedge is 1 ½” x 12 ½”; weighs about 3 lbs.



Dimension: 1½" x 12½"

#### NPT Corporation Cleaners

The NPT corporation cleaner is designed for use with corp stops that have NPT threads under the tube nut. To use, simply remove the tube nut, thread the cleaner onto the corporation stop, then rotate the drill bit to break up debris and dirt buildup. Once debris is loosened, it is easily flushed away.



PRODUCT DESCRIPTION	LENGTH	WT.	PART NO.
Cast Iron Pipe Bursting Wedge	13 in.	3 lbs.	63303
NPT Corporation Cleaner	1/2 in.	5 lbs.	63150 5
NPT Corporation Cleaner	3/4 in.	5 lbs.	63151
NPT Corporation Cleaner	1 in.	5 lbs.	63152

## WATERWORKS TOOLS


# Hand Tools

### Meter Box Wrench #1 or #2 Pent Nut

Made of 1" round stock with an 8" handle. On one end of the wrench is a chisel point for prying, and on the other end is a slot for operating meter valves. Two sizes available, for No. 1 (27/32") and No. 2 (1-1/32") pentagon nuts.



No. 1 Pent Nut 27/32"



No. 2 Pent Nut 1-1/32"



### Hand Pentagon Wrench

The hand key style wrench comes with a pick end for debris-busting. Use it for pentagon head bolts in service boxes, repair lids, and meter box covers. Extra strong and durable thanks to steel construction. Two sizes available: 27/32" and 1-1/32".



### Corporation E-Z Out

The Corporation E-Z Out removes corporation stops that have broken off in the pipeline. Two sizes available: 1/2" to 3/4" and 3/4" to 1". Each tool is threaded on both ends for versatility.




PRODUCT DESCRIPTION	SIZE	WT.	PART NO.
Meter Box Wrench #1	27/32 in.	3 lbs.	63182 6
Meter Box Wrench #2	1-1/32 in.	3 lbs.	63182 7
Hand Pentagon Wrench - Small	27/32 in.	1 lbs.	63182 4
Hand Pentagon Wrench - Large	1-1/32 in.	1 lbs.	63182 5
Corporation E-Z Out	1/2 in - 3/4 in	3 lbs	63151 1
Corporation E-Z Out	3/4 in - 1 in	3 lbs	63151 2

## WATERWORKS TOOLS

# Hand Tools

### No. 1 Meter Lid Wrenches

The No. 1 meter lid wrench is available in standard or slotted style. Designed to lock onto and lift meter lids with slotted pentagon nuts. Slotted pents can also be used to turn the meter valve. The wrench's points can be used to pry up covers or to clean around the pent nut.



### No. 2 Meter Lid Wrenches

The No. 2 meter lid wrench is available in standard or slotted style. Designed to lock onto and lift meter lids with slotted pentagon nuts. Slotted pents can also be used to turn the meter valve. The wrench's points can be used to pry up covers or to clean around the pent nut.



PRODUCT DESCRIPTION	LENGTH	WT.	PART NO.
No 1. Meter Lid Wrench (Standard)	4 in.	1 lbs.	63182
No 1. Meter Lid Wrench (Slotted)	4 in.	1 lbs.	63182 01
No 2. Meter Lid Wrench (Standard)	5 in.	1 lbs.	63185 3
No 2. Meter Lid Wrench (Slotted)	5 in.	1 lbs.	63182 02

## WATERWORKS TOOLS

### Hand Tools

#### 5 ft. Tamping Bar

This all-welded round steel stock bar is coated to resist rust over time. Use the tool to tamp down dirt and ground materials, or to assemble pipes. This versatile tool is made of 1 1/8" round steel stock with a 5/8" x 4" x 4" bottom plate. The bottom plate is angled to effectively force dirt under the pipe, creating better access and ensuring proper bedding. Forged flat on the top end for more bearing surface and better leverage when pushing pipe together.




**This multipurpose tool can be used for tamping and assembling pipe!**



#### Pipe Cleaner/Descaler

Rubber handle grips ensure safe, comfortable grip. Heavy chain and extra channels make the descaler extra tough and ready to work. Half of the channels are serrated for better efficiency at removing scale, corrosion, dirt or debris so your crew can get on with the job. Sizes available: 3"-12" and 14"-36".



Now available with rubber handles


PRODUCT DESCRIPTION	SIZE	WT.	PART NO.
5 ft. Tamping Bar	5 ft.	23 lbs.	63160
Pipe Cleaner/Descaler	3 in. - 12 in.	4 lbs.	63014
Pipe Cleaner/Descaler	14 in. - 36 in.	5 lbs.	63287

## WATERWORKS TOOLS

# Hand Tools

### 48" Fiberglass Utility Probe

Tile probes are used as a quick and easy way to find buried water, sewer and drain lines, or electrical conduit. These simple devices can save thousands of dollars and many man hours repairing a broken line. Constructed of either fiberglass or steel for durability.



48" Fiberglass  
Tile Probe



Now available  
with rubber  
handles

48" Steel  
Tile Probe

Steel tip can  
be replaced if  
damaged

PRODUCT DESCRIPTION	SIZE	WT.	PART NO.
48" Fiberglass Utility Probe	48 in.	2 lbs.	91235 1
Steel Tile Probe	48 in	4 lbs	63194 15
Steel Tile Probe Tip	48 in	<1 lb	63154 1

# MANHOLE RELATED PRODUCTS

- ▶ Manhole Cover Hooks
- ▶ Slings

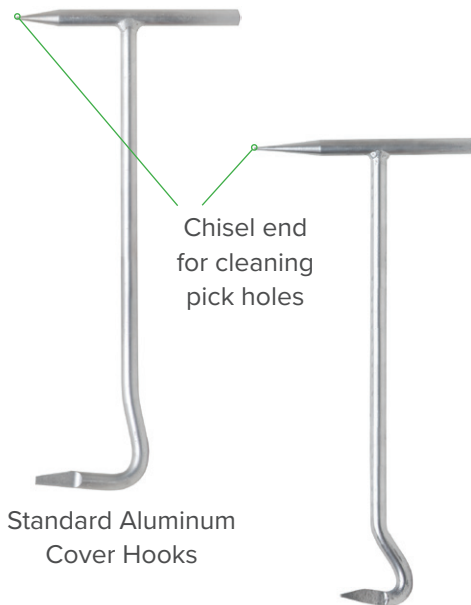


## MANHOLE RELATED PRODUCTS

# Manhole Cover Hooks

### Aluminum Cover Hook

The aluminum manhole cover hook has extra features built into its simple, sturdy design. Includes the cover hook with an added pick-and-hammer style handle. The pick end cleans out pick holes; the hammer end can be used to help loosen the cover. Handle is offset 90° from pry end for two-handed operation and better leverage. Aluminum construction ensures lightweight durability and will not create sparks that could ignite dangerous sewer gases. Available in 28" or 36".



Standard Aluminum Cover Hooks

Standard Steel Cover Hooks

### Steel Cover Hook

With two extra tools built right into the handle, this tough steel manhole cover hook is a versatile choice in the field. Designed with a pick and hammer style handle. The pick end is used to clean out the pick holes and the hammer end can be used to help loosen the cover. The handle is offset 90° from the pry end, which allows for two-handed operation and better leverage. Steel construction offers dependable strength. Available in 28" or 36".

### Steel Loop Handle Cover Hook

With an easy-to-grab loop style handle, this tough, one-piece, all-steel manhole cover hook is a reliable choice in the field. In most situations, this simple but effective hook is the only tool your crew will need to open your manhole covers – no need for complicated tools or equipment. One-piece steel construction offers dependable strength and leverage. The loop handle manhole cover hook is available in two sizes: 28" or 36".



Steel Loop Handle

PRODUCT DESCRIPTION	SIZE	WT.	PART NO.
Aluminum Cover Hook	28 in.	2 lbs.	62053 3
Aluminum Cover Hook	36 in.	3 lbs.	62053 5
Steel Cover Hook	28 in.	5 lbs.	62054
Steel Cover Hook	36 in.	9 lbs.	62053 4
Steel Loop Handle Cover Hook	28 in.	5 lbs.	62054 1
Steel Loop Handle Cover Hook	36 in.	9 lbs.	62053 2

## MANHOLE RELATED PRODUCTS

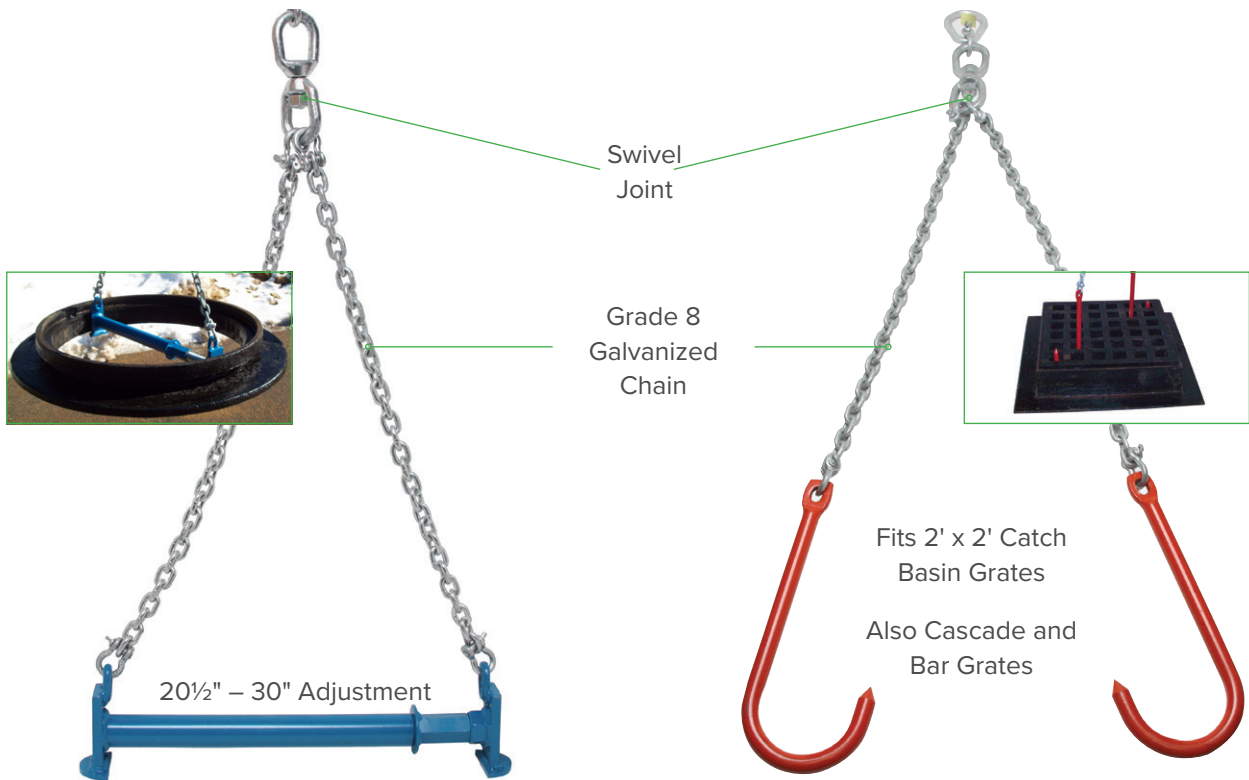
### Slings

#### Manhole/Catch Basin Setter Sling\*

Moving and placing manholes and catch basins is a big job. New Concept Tools built this rugged, versatile manhole and catch basin setter sling to make sure the job goes smoothly. Designed for worry-free service, the setter sling features Grade 8 galvanized chain for strength, with a secure top attachment loop and swivel joint for easy maneuverability. The sling portion is coated for rust resistance and is adjustable from 20½" to 30" diameter for a custom fit. All slings and setters are pull-tested and tagged; call for certifications.

#### Catch Basin Grate Sling\*

Safely and accurately move or install catch basins using the Catch Basin Grate Sling. The sling uses a simple but effective design to enable moving and maneuvering 2' x 2' catch basin grates (also fits cascade grates and bar grates). The hooks are easy to place and remove without interfering with grate placement. Made with Grade 8 galvanized steel chain for dependable strength, and a swivel joint for maneuverability. All slings and setters are pull-tested and tagged; call for certifications. Sling weight: 13 lbs.



\*All Slings and setters are pull-tested.

PRODUCT DESCRIPTION	SIZE	WT.	PART NO.
Manhole/Catch Basin Setter Sling	23 in.	18 lbs.	63284 2
Catch Basin Grate Sling	14 in.	13 lbs.	63284 3



## MANHOLE RELATED PRODUCTS

# Slings

### Precast Concrete Manhole Barrel Sling\*

Moving and placing precast concrete manhole barrels is a big job, and New Concept Tools built this manhole barrel sling to ensure that job goes smoothly. The Precast Concrete Manhole Barrel Sling uses 3/8" Grade 80 chain for heavy lifting. Available in multiple sizes to fit 4', 5' and 6' barrels. The sling has a secure attachment loop at the top, and two 8" long, 1.5" diameter sling pins to secure the concrete barrel for lifting and moving into place. Extra pins sold separately. All slings and setters are pull-tested and tagged; call for certifications.



### Precast Sling Pin

Need extra pins for your New Concept Tools precast concrete manhole barrel slings? Stock up on individual pins and you will always be ready at the job site. These steel pins are designed to fit all sizes of New Concept Tools precast concrete manhole barrel slings. Each pin is 8.5" long, 1.5" diameter, weighing approx. 1 lb.



3/8" Grade 80 Chain  
Coating: Black Paint

\*Precast Barrel Sling rated to 6-Ton. All slings and setters are pull-tested.

PRODUCT DESCRIPTION	SIZE	WT.	PART NO.
Precast Concrete Manhole Barrel Sling	4 ft.	49 lbs.	63284 4
Precast Concrete Manhole Barrel Sling	5 ft.	59 lbs.	63284 5
Precast Concrete Manhole Barrel Sling	6 ft.	69 lbs.	63284 6
Precast Sling Pin	8.5 in.	1 lbs.	63284 1

# INDEX

## Symbols

2" Socket Ratchet Wrench _____	37
3-pc Line-Up Pry Bar Set _____	55
5 ft. Tamping Bar _____	59
12" Rolling Head Pry Bar _____	55
16" Adjustable Hydrant Wrench _____	45
22" Valve Box Cover Tongs _____	40
48" Fiberglass Tile Probe _____	60
48" Steel Tile Probe _____	60

## A

Adjustable Hydrant Wrench _____	45
Adjustable Torque Wrench _____	53
All-In-One Combo Key _____	21
Aluminum MH Cover Hooks _____	62
Aluminum Ratchet Gate Handle _____	28-29
Aluminum Ratchet Gate Wrench _____	28-29

## B

Bottom Nut with Pipe Shaft _____	32
Box Cleaners _____	23-25
Box Seat _____	38
Broken Nut Valve Wrench _____	34

## C

Cast Iron Pipe Bursting Wedge _____	56
Catch Basin Grate Sling _____	63
Chisel & Hammer Handle MH Cover Hooks _____	62
Combination Valve & Curb Key Set _____	20
Combo Flare & Rerounding Tool _____	54
Corporation Cleaners _____	56
Corporation E-Z Out _____	57

## D

Deep Well Sockets with 1/2" Drive _____	52
---	----

## F

Folding Handle Telescopic Gate Wrenches _____	30
---	----

## G

Galvanized Spring Flags with Reflective Bands _____	42
---	----

### Gate Valve Accessories:

Box Seat _____	38
----------------	----

Handwheel for 2" Square Operating Nut _____	38
---	----

### Gate Valve Tools:

2" Socket Ratchet Wrench _____	37
--------------------------------	----

Broken Nut Valve Wrench _____	34
-------------------------------	----

Rounded Nut Grabber (R.N.G.) _____	35
------------------------------------	----

Valve Setter _____	37
--------------------	----

### Gate Valve Wrenches:

#### Accessories:

Bottom Nut with Pipe Shaft _____	32
----------------------------------	----

Gate Stem Extension Bottom & Top Nut _____	32
--	----

Gate Wrench End (only) _____	32
------------------------------	----

Opening Direction Plate _____	32
-------------------------------	----

Top Nut with Pipe Shaft _____	32
-------------------------------	----

Aluminum Ratchet Handle (only) _____	28-29
--------------------------------------	-------

Gate Wrench Extension Stems _____	31
-----------------------------------	----

Ratchet Gate Handle (only) _____	28-29
----------------------------------	-------

Ratchet Gate Wrenches _____	28
-----------------------------	----

Standard Gate Wrenches _____	31
------------------------------	----

Steel Ratchet Handle (only) _____	29
-----------------------------------	----

Telescopic Gate Wrenches _____	30
--------------------------------	----

Folding Handle Telescopic Gate Wrenches _____	30
---	----

Straight Handle Telescopic Gate Wrenches _____	30
--	----

Gate Wrench Extension Stems _____	31
-----------------------------------	----

## H

Hand Pentagon Wrench _____	57
----------------------------	----

Handwheel For 2" Square Operating Nut _____	38
---	----

### Heavy Duty Service and Valve Box Cleaners

#### Retrieving Spoons:

Needle Nose Grip _____	24
------------------------	----

Shark Grip _____	24
------------------	----

Standard Cleaner Spoon _____	24
------------------------------	----

Valve Box Clam Spoon _____	24
----------------------------	----

High Security Service Box Locking Device _____	18
--	----

High Security Service Box Extractor _____	18
---	----

### Hydrant Markers:

Galvanized Spring Flags with Reflective Bands _____	42
---	----

4" x 5" Replacement Flag _____	42
--------------------------------	----

Safety Orange Hydrant Markers 1/2" Rebar _____	43
--	----

Universal Flag Kit _____	43
--------------------------	----

# INDEX

Hydrant Out of Service Sign _____	44
Hydrant Setter _____	44
Hydrant Tools:	
16" Adjustable Hydrant Wrench _____	45
Hydrant Setter _____	44

## L

Line-Up Pry Bar Set _____	55
Loop Handle MH Cover Hooks _____	62

## M

Manhole/Catch Basin Setter Sling _____	63
Manhole Cover Hooks _____	62
Meter Box Wrench _____	57
Meter Lid Wrenches _____	58

## N

No. 1 & 2 Meter Lid Wrenches _____	58
NPT Corporation Cleaners _____	56

## O

Opening Direction Plate _____	32
Out of Service Fire Hydrant Sign _____	44

## P

Pipe Cleaner/Descaler _____	56
Precast Concrete Manhole Barrel Sling _____	64
Pry Bar Sets: _____	55
3-pc Line-Up Pry Bar Set _____	55
12" Rolling Head Pry Bar _____	55

## R

Rounded Nut Grabber (R.N.G.) _____	35
Rounded Nut Grabber (R.N.G.) Complete Assembly ____	36

## S

Safety Orange Hydrant Markers 1/2" Rebar _____	43
Service Box Accessories:	
High Security Service Box Locking Device _____	18
Rods & Risers:	
Centering Rod Adapter _____	16
Telescoping Top Riser 2½" Service Box _____	16

Service Box Extensions:	
1" SB Extension w/1 Set Screw _____	17
1" SB Extension w/2 Set Screws _____	17
1" SB Extension w/3 Set Screws _____	17
1-1/4" Service Box Extension with 2 Set Screws ____	17

Service Box Cleaners:	
Drawings _____	25
1" Service Box Cleaning Auger _____	26
2-1/2" Service Box Cleaning Auger _____	26
Heavy Duty Service & Valve Box Cleaner _____	23
Service & Valve Box Cleaner Handle Assembly _____	23
Service & Valve Box Cleaner Spoons _____	24

Service Box Wrenches:	
18" T Handle:	
2-Hole End _____	6
Curb End _____	7
Pent End _____	6
Pent with Curb Kicker _____	10
Rod End _____	7

Extended Shaft:	
Curb x Pent _____	10
Rod x 2-Hole _____	9
Rod x Pent _____	9

Miscellaneous:	
Point x Chisel Combo Key _____	12
Rod End:	
Rod x Pent x 2-Hole on Handle _____	8
Rod x Pent x 2-Hole on Handle w/Debris Cleaner ____	8

Slide Handle:	
Curb x Pent _____	11
Rod x 2-Hole _____	12
Rod x Pent _____	11

Telescopic Curb:	
Buffalo Style _____	13

Tools:	
2-1/2" Service Box Adjusting Tool, Screw Type _____	14
16" Service Box Cross Wrench _____	14
Wrench Ends _____	14

Service Line Puller Kits: _____	47-51
---------------------------------	-------

Sewer & Drain Products:	
Manhole Cover Hooks:	
Aluminum MH Cover Hooks _____	62

## INDEX

Chisel & Hammer Handle MH Cover Hooks _____	62
Loop Handle MH Cover Hooks _____	62
Steel MH Cover Hooks _____	62
Slings:	
Catch Basin Grate Sling _____	63
Manhole/Catch Basin Setter Sling _____	63
Precast Concrete Manhole Barrel Sling _____	64
Socket Ratchet Wrench _____	37
Spoons:	
Needle Nose Grip _____	24
Shark Grip _____	24
Standard Cleaner Spoon _____	24
Valve Box Clam Spoon _____	24
Standard Gate Wrenches _____	31
Steel MH Cover Hooks _____	62
Steel Ratchet Gate Handle _____	28
Steel Ratchet Gate Wrench _____	28
Steel Tile Probe _____	60
Straight Handle Telescopic Gate Wrenches _____	30

## T

Tamping Bar, Steel _____	59
Tile Probes:	
Fiberglass Utility Probe _____	60
Steel Tile Probe _____	60
Steel Tile Probe Tip _____	60
Top Nut with Pipe Shaft _____	32
Torque Wrench _____	53

## U

Universal Flag Kit _____	43
--------------------------	----

## V

Valve Box Tools:	
22" Valve Box Cover Tongs _____	40
Valve Box Cover Die Bar _____	40
Valve Box Top Lifter _____	40
Valve & Service Box Cleaner Drawings _____	25
Valve & Service Box Cleaner Handle Assembly _____	23
Valve Setter _____	37

## W

### Waterworks Tools:

3/4" - 1" Service Line Puller Kits _____	47
3/4" - 1" Service Line Puller Kit Instructions _____	48
1-1/4" - 2" Service Line Puller Kit _____	49
1-1/4" - 2" Service Line Puller Kit Instructions _____	50
3/4" - 2" Service Line Puller Kit _____	51

### Hand Tools:

1/2" Drive Adjustable Torque Wrench _____	53
3-pc Line-Up Pry Bar Set _____	55
5 ft. Tamping Bar _____	59
48" Fiberglass Tile Probe _____	60
48" Steel Tile Probe _____	60
Cast Iron Pipe Bursting Wedge _____	56
Combo Flare & Rerounding Tool _____	54
Corporation Cleaners _____	56
Corporation E-Z Out _____	57
Deep Well Sockets with 1/2" Drive _____	52
Fiberglass Tile Probe _____	60
Hand Pentagon Wrench _____	57
Line-Up Pry Bar Set _____	55
Meter Box Wrench _____	57
Meter Lid Wrenches _____	58
No. 1 & 2 Meter Lid Wrenches _____	58
NPT Corporation Cleaners _____	56
Pipe Cleaner/Descaler _____	59
Rolling Head Pry Bar _____	55
Steel Tile Probe Tip _____	60

## TERMS AND CONDITIONS OF SALE

- **Acceptance:** All orders from the Purchaser are based upon acceptance within 10 days of receipt of written order, by authorized personnel of the Seller and with approval by Seller's Credit Department.
- **Cancellations:** SPECIAL OR NON-STOCK ITEMS MAY NOT BE CANCELLED OR RETURNED AFTER PRODUCT IS PLACED INTO PRODUCTION. All charges or costs incurred in cancellations or order changes will be billed to the purchaser.
- **Claim of Mechanic's Lien:** Pursuant to the provisions of applicable state law, purchaser and owner, or person having charge of property for which labor is to be performed or materials to be supplied, are on notice of seller's claim of a mechanic's lien on said property pending full payment of the amount contained on this invoice, plus applicable service charges.
- **Communications:** Payments are to be directed to: New Concept Tools, PO Box 350002, Boston, MA 02241-0502; All other correspondence to 25 Town Farm Road, PO Box 419, S. Barre MA 01074; Telephone: 1-978-355-4641.
- **Returns:** Materials cannot be returned without NCT's written consent. THE SOLE AND EXCLUSIVE REMEDY FOR ITEMS ALLEGED TO BE DEFECTIVE IN WORKMANSHIP OR MATERIAL WILL BE THE REPLACEMENT OF THE ITEMS SUBJECT TO THE MANUFACTURER'S INSPECTION AND WARRANTY. All other returned material is subject to a MINIMUM 25% RE-HANDLING CHARGE, plus transportation charges. Unless otherwise agreed by the Buyer and NCT, all credit for returned material will be applied to future orders, subject to approval by the NCT Credit Department. All credits once written will be applied to future purchases.
- **Shipment:** Shipment of all products is to one given destination for all items including pipe, unless otherwise indicated in writing. Risk of loss shall transfer to the Buyer upon tender of goods to Buyer, Buyer's representative, or common carrier. The cost of any special packing or special handling caused by Buyer's requirements or requests shall be added to the amount of the order. If Buyer causes or requests a shipment delay, or if NCT ships or delivers the products erroneously as a result of inaccurate, incomplete or misleading information supplied by Buyer or its agents or employees, storage and all other additional costs and risks shall be borne solely by Buyer. Claims for products damaged or lost in transit should be made by Buyer to the carrier, as NCT's responsibility ceases upon tender of goods to Buyer, Buyer's representative or common carrier. Delivery will be made on hard surfaces only. Any damage or towing charges resulting from "non-hard surface deliveries" shall be the responsibility of the buyer.
- **Guarantee:** NCT agrees to furnish new merchandise in exchange for any merchandise sold that is found to be defective in manufacture for a period of one year if used for its intended purpose and within warranties and/or guarantees of the Manufacturer. We assume no further liability of any kind such as for labor costs, expenses or any type of damage, direct or indirect, resulting from the use of the merchandise claimed defective. Written notice must be received by this office within 14 calendar days of first becoming aware of any defective merchandise in order to mitigate damages and allow NCT an opportunity to place the manufacturer on notice. Failure to provide proper notice to NCT will bar any claim for defective material.
- **Limited Warranty:** Neither NCT nor the product manufacturer shall be liable for any injury, loss or damage rising out of the use or inability to use any product sold by us. Before using any product contained in our catalog, the user must determine the product's suitability for its intended use. The user assumes all risk in connection therewith; neither NCT nor the manufacturer knows or has reason to know the use to which the user will put the product. THE BUYER'S SOLE AND EXCLUSIVE WARRANTY, IF ANY, IS THAT PROVIDED BY THE PRODUCT'S MANUFACTURER. NCT MAKES NO EXPRESS OR IMPLIED WARRANTIES. NCT HEREBY DISCLAIMS ALL EXPRESS OR IMPLIED WARRANTIES, WHETHER IMPLIED BY OPERATION OF LAW OR OTHERWISE, INCLUDING, WITHOUT LIMITATION, ALL IMPLIED WARRANTIES OF MERCHANTABILITY AND FITNESS OR FITNESS FOR A PARTICULAR PURPOSE. UNDER NO CIRCUMSTANCES, AND IN NO EVENT, WILL NCT BE LIABLE FOR PERSONAL INJURY OR PROPERTY DAMAGE OR ANY OTHER LOSS, DAMAGE, COST OR REPAIRS OR INCIDENTAL, PUNITIVE, SPECIAL, CONSEQUENTIAL, OR LIQUIDATED DAMAGES OF ANY KIND, WHETHER BASED UPON WARRANTY, CONTRACT, STRICT LIABILITY, NEGLIGENCE OR ANY OTHER CAUSE OF ACTION ARISING IN CONNECTION WITH THE DESIGN, MANUFACTURE, SALE, TRANSPORTATION, INSTALLATION, OR REPAIR OF THE PRODUCTS SOLD BY NCT. BUYER ACKNOWLEDGES AND AGREES THAT UNDER NO CIRCUMSTANCES, AND IN NO EVENT, SHALL NCT'S LIABILITY, IF ANY, EXCEED THE NET SALES PRICE OF THE DEFECTIVE PRODUCT(S).
- **Loss or Damage:** NCT's responsibility ends when goods are delivered in good condition to and received for by the carrier, consignee or purchaser.
- **Payment Terms:** NCT Open Credit accounts are established for commercial, non-consumer use only. Unless an approved commercial Open Credit account is established, payment in good funds or approved check must be made before or at time of delivery. Commercial Credit terms are Net 30 days, no cash discounts allowed. Service Charges commence after 30 days and are calculated on the last day of the month in which the 30th day falls. SERVICE CHARGE IS 1½% PER MONTH (18% A.P.R.) ON THE BALANCE OVER 30 DAYS OF AGE. THE BUYER AGREES TO PAY ALL COSTS AND EXPENSES OF COLLECTION, INCLUDING REASONABLE ATTORNEY'S FEES, and NCT claims a mechanic's lien under applicable state law.
- **Prices:** Subject to change without notice except where firm quotations have been approved in writing by authorized management personnel of the Company.
- **Product Use:** Products listed in our catalog are intended for use only by professionals in the water, sewer and drain industry. Special training, permits and/or licenses may be required before using various items in this catalog. Many items in this manual are harmful if used improperly. We recommend reading and following manufacturer's instructions and procedures carefully. Please contact your NCT representative before proceeding if you have problems.
- **Purchaser's Terms:** Purchase orders issued pursuant to a NCT quotation shall be deemed issued subject to all NCT terms and conditions herein contained. These terms and conditions shall supersede those of the purchaser.
- **Shipments:** NCT shall not be responsible for delays caused by strikes, embargoes, fires, accidents or any other cause beyond our control, including delays in manufacturing or in shipment by the manufacturer for material not in stock at NCT warehouse at the time of sale.
- **Inspection and Acceptance:** Claims for damage, shortage or errors in shipping must be reported within 10 days following delivery to Buyer. Buyer shall have 10 days from the date Buyer receives any products to inspect such products and services for defects and nonconformance and notify NCT, in writing, of any defects, nonconformance or rejection of such products. After such 10 day period, Buyer shall be deemed to have irrevocably accepted the products, if not previously accepted. After such acceptance, Buyer shall have no right to reject the products for any reason or to revoke acceptance. Buyer hereby agrees that such 10 day period is a reasonable amount of time for such inspection and revocation.
- **Taxes:** Prices do not include any present or future federal, state, or local taxes (including, without limitation, sales tax, use tax, excise tax, or otherwise) unless specifically stated. It is the responsibility of the Buyer to pay all such taxes. Taxes where applicable may be added to the price of the products and shall be paid by the Buyer, unless the Buyer furnishes to NCT a tax exemption certificate in a form agreeable to the applicable taxing authorities. If NCT is required to prepay and such tax, Buyer will reimburse NCT in full upon demand.
- **Governing Law:** This transaction shall be governed in all respects by the laws of the State of Massachusetts (excluding choice of law provisions). All actions, regardless of form, arising out of or in connection with this transaction, the products sold by NCT, or the relationship between the Buyer and NCT shall be brought in the courts of the State of Massachusetts within the applicable statutory period.
- **Entire Agreement:** This document constitutes the entire, complete, and exclusive agreement between the parties with respect to the subject matter hereof and contains all the agreements and conditions of sale; no course of dealing or usage of the trade shall be applicable unless expressly incorporated herein. The terms and conditions contained herein may not be added to, modified, superseded or otherwise altered except by a written modification signed by authorized management personnel of NCT. All transactions shall be governed solely by the terms and conditions contained herein. All purchase orders issued pursuant to a NCT quotation shall be deemed issued subject to all NCT terms and conditions herein contained. These terms and conditions shall supersede those of the Buyer.
- **Warranty Disclaimer:** NCT has made a conscious effort to accurately describe the products contained in our catalog. Descriptions and illustrations are intended only for identification purposes and do not express or imply a warranty that these products are merchantable or fit for a particular purpose or that the products contained in this manual will necessarily conform to the illustrations or descriptions.

## Who We Are

For over 30 years, QWP has been a trusted source of leading-edge products for the water and wastewater industries. Working with our partner foundries and manufacturers, we have been able to develop and distribute whole lines of specialized products.

### PIPE FABRICATION

## Pipe Fabrication and Specialty Products for the Water and Wastewater Industry

Quality Water Products has been manufacturing flanged and grooved pipe throughout the Northeast since 1978. As a member of the National Association of Pipe Fabricators, we are third party inspected by The National Sanitation Foundation (N.S.F.) to ensure the highest quality workmanship and full compliance with ANSI/AWWA standards.



## Estimating & Sales Department

Our veteran sales and estimating staff is a knowledgeable group with years of experience. We can provide a detailed item by item take-off for any size treatment plant or pump station, as well as assist you with technical help you may need along the way. We offer full sets of AutoCad drawings, color coded and piece marked for easy installation of the most complicated systems.

## Fabrication & Machine Shop



In response to our growing need to expand the “Full Service Concept,” Quality Water Products offers pipe fabrication and direct technical support. These services are available at our fabrication facility in South Barre, Mass. The QWP machine shop is geared specifically to produce all types of flanged and grooved pipe as well as drilling, tapping, welding and other diverse fabrications. QWP’s fabrication facility is capable of handling pipe sizes from 3” to 60” in lengths up to 20 feet and can fabricate flanged ductile iron pipe to your exact requirements.


### CASTINGS

## Frames and Covers

QWP is the name behind successful products like the Pav-Loc frame, Quick Rise, EZ Rise and Lok-N-Rise covers, to name just a few.

### Certain-Teed Line of Hinged Ductile Iron Manhole Frames Covers & Grates

QWP is an authorized Certain-Teed master-stocking distributor.



## A Complete Line of Valve & Service Boxes

Features both slide and screw type as well as the most complete selection of the various risers for all types of boxes including valve, service, Erie and roadway.

## Meter Box Covers

QWP is one of the largest manufacturers of North American meter box covers and is also capable of producing piped meter pits for up to 2" meters, plus specialty pits such as our flush type hydrant pit.

## A Complete Line of Products for Manhole Rehabilitation:

**SealGuard Water Sealing Solution** - SealGuard II is a highly reactive two-component hydrophobic polyurethane water stop system.

**LADTECH HDPE Riser Rings** - Ladtech, Inc. has revolutionized the underground industry by reinventing the manhole adjusting ring - offering a solution to the age-old problems associated with concrete manhole adjusting rings.

**Hinged Manhole Frames And Covers** - are designed to be ergonomically positive — that is, easy for one person to operate, with no special equipment necessary

**More Products: Valve and Service Boxes, Risers and Covers, Lok-n-Rise Valve Box Covers, Service Box Repair Lids, Meter Pits & Covers and Highway Castings.**




Riser Rings



Hinged Manhole Frames



Water Sealing Solutions



6" & 12" E-Z Rise



Fixed Risers



Slide Risers w/Dirt Shield



Service Box Covers



Service Box Foot Piece



Meter Pit Covers



Inside & Outside Buffalo Box Repair Lids



Frames & Covers



Frames & Grates




Telescoping Top Riser for 2 1/2" Service Box



Lok-n-Rise Valve Box Cover



Standard Valve Box Cover



Erie Style Service Boxes



Valve Boxes

# PIPE O.D. CHART

WATER PIPE																					
Copper Tubing & Polyethylene (CTS)																					
Nominal Pipe Size (Inches)	1/2	3/4	1	1-1/4	1-1/2	2	2-1/2	3	4	5	6	8	10	12	14	16	18	20	24	30	36
Copper Tubing	0.625	0.875	1.125	1.375	1.625	2.125	2.625	3.125	4.125	5.125	6.125										
Polyethylene (CTS)	0.625	0.875	1.125	1.375	1.625	2.125															
Steel																					
Nominal Pipe Size (Inches)	1/2	3/4	1	1-1/4	1-1/2	2	2-1/2	3	4	5	6	8	10	12	14	16	18	20	24	30	36
Steel Pipe - Schedule 40 STD	0.84	1.05	1.315	1.66	1.90	2.375	2.875	3.50	4.50	5.563	6.625	8.625	10.75	12.75	14.00	16.00	18.00	20.00	24.00	30.00	36.00
PVC Plastic Pipe (Polyvinylchloride)																					
Sch 40 & 80 (ASTM D1785) SDR 21-41			1.32		1.90	2.38	2.88	3.50	4.50		6.63	8.63	10.75	12.75	14.00	16.00	18.00	20.00	24.00	30.00	36.00
AWWA C900 (4"-12"), C905 (14-48")									4.80		6.90	9.05	11.10	13.20	15.30	17.40	19.50	21.60	25.80	32.00	38.30
Cast/Ductile Iron																					
Nominal Pipe Size (Inches)						2		3	4		6	8	10	12	14	16	18	20	24	30	36
Class 100-250 AWWA Centrifugal								3.96	4.80		6.90	9.05	11.10	13.20	15.30	17.40	19.50	21.60	25.80	32.00	
Class A - B AWWA Pit Cast						2.50		3.80	4.80		6.90	9.05	11.10	13.20	15.30	17.40	19.50	21.60	25.80	31.74	
Class C-D AWWA Pit Class								3.96	5.00		7.10	9.30	11.40	13.50	15.65	17.80	19.92	22.06	26.32		
All Classes - Ductile Iron/C-900								3.96	4.80		6.90	9.05	11.10	13.20	15.30	17.40	19.50	21.60	25.80	32.00	38.30
Polyethylene HDPE 3408 (High Density Polyethylene)																					
Nominal Pipe Size (Inches)	2	3	4	5	6	7	8	10	12	14	16	18	20	22	24	26	28	30	32	34	36
Polyethylene 3408 (IPS Size)	2.37	3.50	4.50	5.56	6.62	7.12	8.62	10.75	12.75	14.00	16.00	18.00	20.00	22.00	24.00	26.00	28.00	30.00	32.00	34.00	36.00
HDPE 3408 - DI Pipe Size								3.96	4.80		6.90	9.05	11.10	13.20	15.30	17.40	19.50	21.60	25.80	32.00	38.30
Asbestos-Cement Class 150-200, Transite																					
Nominal Pipe Size (Inches)								3	4		6	8	10	12	14	16	18	20	24	30	36
Machined End								3.84	4.81		6.91	9.11	11.66	13.92	16.22	18.46	20.94	23.28	27.96		
Ring-Tite Rough Barrel								4.13	5.07		7.17	9.37	11.92	14.18	16.48	18.72					
Minimum Standard Rough Barrel									4.97		7.047	9.27	11.82	14.08	16.38	18.62	21.20	23.54	28.22		
Maximum Standard Rough Barrel									5.32		7.37	9.57	12.12	14.38	16.73	18.97	21.20	23.54	28.22		
SEWER PIPE																					
Nominal Pipe Size (Inches)					4	5	6	8	10	12	14	15	16	18	21	24	27	30	36	42	48
Asbestos-Cement Sewer																					
AC Class 1500					4.81	5.90	6.92	9.02	11.12	13.22	15.30	16.34	17.38								
AC Class 2400					4.87	5.97	6.98	9.04	11.16	13.26	15.36	16.42	17.46	19.54	21.66	25.78					
AC Class 3300					5.03	6.15	7.14	9.22	11.36	13.50	15.46	16.66	17.72	19.82	21.88	26.10		32.34			
AC Class 4000									11.50	13.64	15.78	16.84	17.90	20.02	22.10	26.32		32.60			
AC Class 5000									11.70	13.86	16.00	17.06	18.14	20.36	22.32	26.60		32.90			
ABS and Armco Truss																					
ABS-SDR 23.5 D-2751					4.21		6.27														
Armco Truss - D-2680								9.41	11.75	14.07		17.60									
PVC SDR 35																					
PVC SDR 35					4.21		6.27	8.40	10.50	12.50		15.30		18.70	22.05	24.80	27.95	32.00	38.30	44.50	50.80
Clay Pipe																					
Clay (average)					5.115	6.48	7.56	9.67	12.19	14.53		17.95		21.53	25.28	28.67	31.57	35.00			
PVC Schedule 40																					
PVC Schedule 40 ASTM D-1785					4.50		6.62	8.62	10.75	12.75											
Corrugated Polyethylene Drainage																					
Corrugated Polyethylene Drainage					4.72		6.95	9.16	11.31	14.45		17.65		21.10		28.30		36.10	42.25		
Concrete																					
Concrete (average)					6.00		8.00	10.25	12.75	15.50		18.75		22.00	25.50	29.00	32.25	35.50			



## NOTES

## NOTES

## NOTES



NEW CONCEPT TOOLS

25 Town Farm Road | South Barre, MA 01074  
800-288-4668 | Fax: 978-355-6140 | Email: [southbarre@qwater.com](mailto:southbarre@qwater.com) | [www.NewConceptTools.com](http://www.NewConceptTools.com)